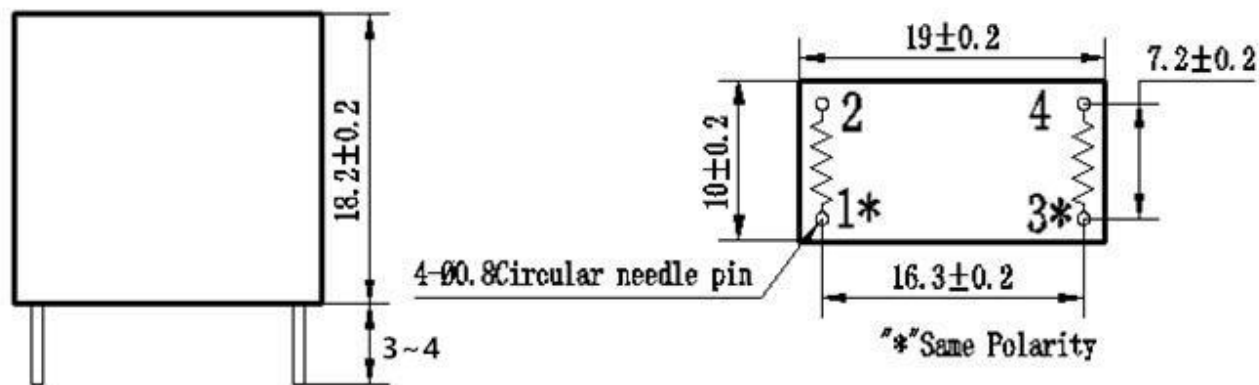


ZMPT107-1

Current-type Voltage transformer

Small size, high accuracy, good consistency, for voltage and power measurement

Structural parameters:



Remarks: primary input: 1、 2 pins secondary output: 3、 4pins
 Or
 primary input: 3、 4 pins secondary output: 1、 2pins

Front view

Bottom view

The main technical parameters:

Model	ZMPT107-1
Rated input current	2mA
Rated output current	2mA
Turns ratio	1000:1000
Phase angle error	$\leq 45'$ (input 2mA, sampling resistor 50Ω)
Linear range	0~1000V 0~10mA (sampling resistor 50Ω)
Linearity	$\leq 0.2\%$ (20% dot~120%dot)
Permissible error	$-0.6\% \leq f \leq 0\%$ (input 2mA, sampling resistor 50Ω)
Isolation voltage	3000V (AC)
Application	voltage and power measurement
Encapsulation	Epoxy
Installation	PCB mounting (Pin Length>3mm)
Operating temperature	$-40^{\circ}\text{C} \sim +85^{\circ}\text{C}$
Case Material	PBT (Note: PBT case is available for wave soldering)

Direction for use:

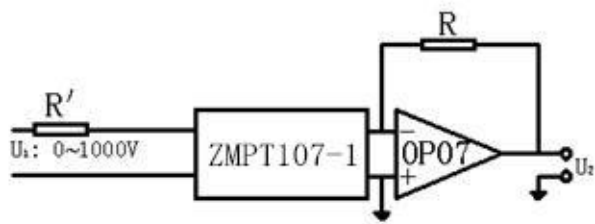


Figure I

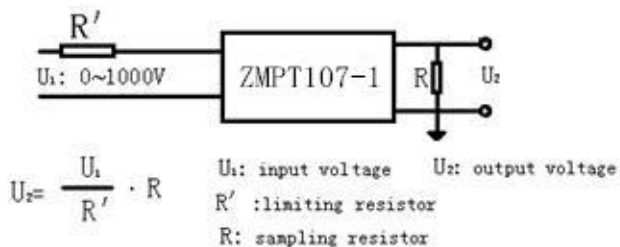


Figure II

1. The typical usage of the product is for the active output (Figure I). R' is a limiting resistor, R is a sampling resistor.
2. The product can be directly through the resistance sampling, easy to use (Figure II).