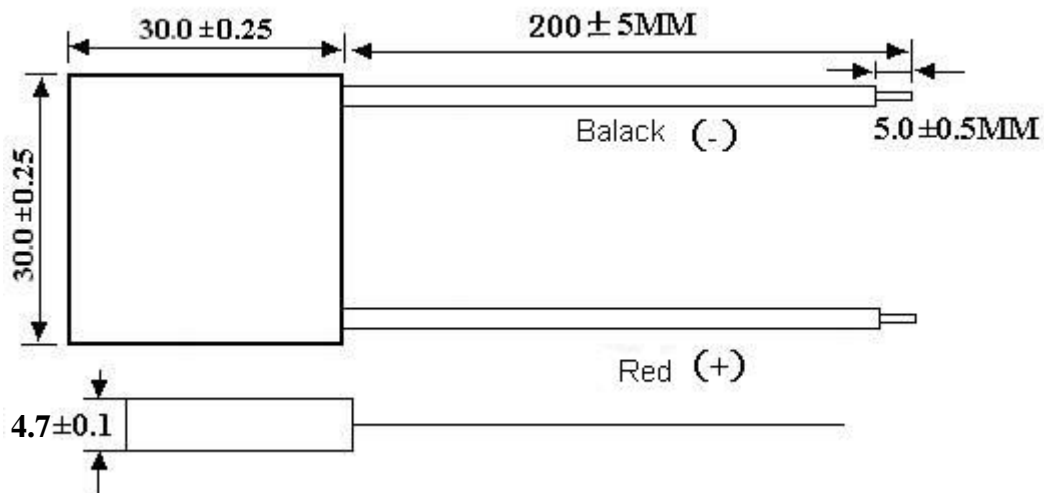




TEC1-07103HTS Datasheet



No.	Items	Symbol	Parameter	Condition
1	Max. Operating Tem.	T	200℃	
2	Max. Cooling Power	Qmax	20	Vacuum testing Tem Th=30℃
3	Tem. Difference Max	ΔTmax	66	Vacuum testing Tem Th=30℃
4	Input Voltage Max.	Vmax	8.5	Vacuum testing Tem Th=30℃
5	Max. Current	Imax	3.4	Vacuum testing Tem Th=30℃
6	Resistance	R	1.85+/-0.1	Ambient Tem. Th=25℃
7	Parallel		≤0.05 mm	
8	Lines		20AWG	

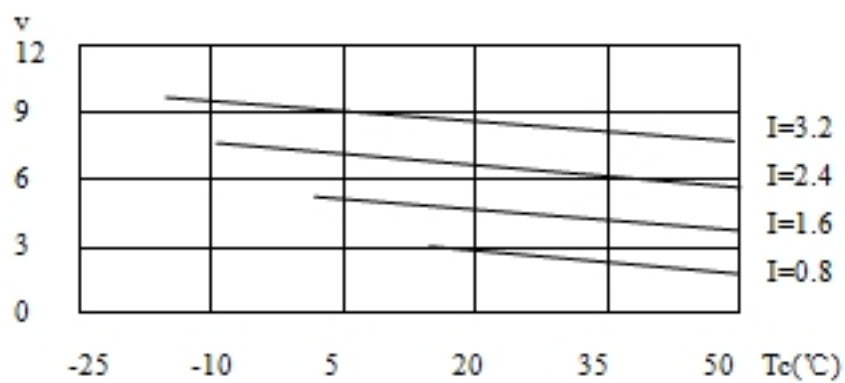
When the ambient temperature raise or fall 1℃, the module resistance will raise or fall 0.015 accordingly



TEC1-07103HTS Datasheet

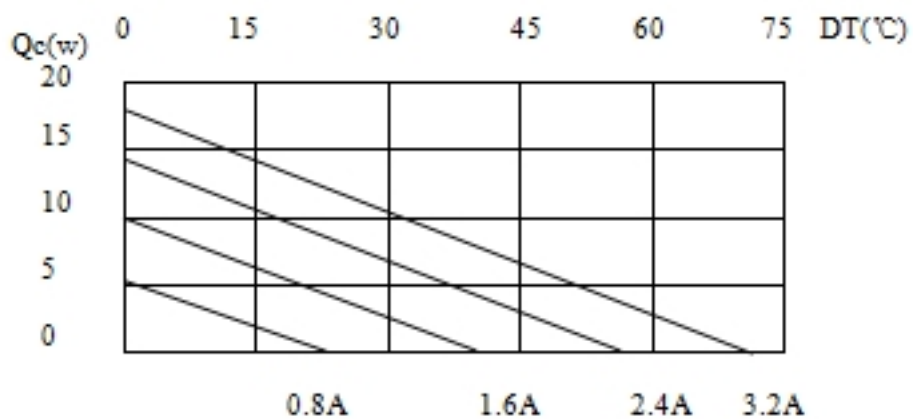
TEC1-07103

Vin - I - TC Graph Th=50°C



TEC1-07103

Qc - I - DT Graph Th=50°C





TEC1-07103HTS Datasheet

TEC1-7103

Qc vs.I

