

The Kingbright logo is positioned in the upper right corner of the page. It consists of the word "Kingbright" in a bold, white, sans-serif font. A small red square is located to the left of the letter "i". The background of the entire page is a dark blue gradient with a complex network of glowing white and blue lines and dots, resembling a circuit board or a data network. Several small, detailed images of electronic components, including various types of LEDs and a small display, are scattered throughout the scene. A large, stylized number "2" is formed by a network of green and blue lines, with a bright green beam of light passing through its center. At the bottom of the page, there are several horizontal bands of light in shades of orange, yellow, and blue, with a small image of a component floating above them.

Kingbright

Optoelectronic Components
2022-2024

SMD Display

Kingbright's SMD LED display products are designed for applications that require character and text displays. Whether an ultra thin, 7-segment, or alphanumeric SMD display is required for healthcare, consumer electronics, industrial devices or handheld devices, our products will meet your needs.

Through-Hole Display

Through-hole displays have been a widely adopted solution for message displaying and status level indication.

Kingbright's options for through-hole displays include 7-segment, dot-matrix, light bar, and bar graph.

With a variety of sizes and color selections available in each option, Kingbright through-hole displays are able to fulfill various design needs.



31 /
7-Segment
SMD Display

34 /
Alphanumeric
SMD Display



35 /
Single Digit 7-Segment
Through-Hole Display

37 /
Dual Digit 7-Segment
Through-Hole Display



37 /
Dot Matrix

38 /
Bar Graph Array



38 /
Light Bar

7-SEGMENT SMD DISPLAY

Part Number		Material	λ D (nm)	Iv (ucd) @10mA		Dimensions
Common Anode	Common Cathode			Min.	Typ.	
KCSA02-105 KCDA02-105	KCSC02-105 KCDC02-105	AlGaInP	630	3600	8100	<p>0.2 inch (5.08mm), Gray Face, White Segment</p> <p>KCSX02-1XX</p>
KCDA02-107	/	AlGaInP	590	5600	15000	<p>KCXD02-1XX</p>
KCSA02-123 KCDA02-123	KCSC02-123 KCDC02-123	AlGaInP	570	2200	4300	<p>KCSX03-1XX</p>
KCSA03-105 KCDA03-105	KCSC03-105 KCDC03-105	AlGaInP	630	3600	6400	<p>0.3 inch (7.62mm), Gray Face, White Segment</p> <p>KCSX03-1XX</p>
KCSA03-106 KCDA03-106	KCSC03-106	AlGaInP	605	5600	11000	<p>KCXD03-1XX</p>
KCSA03-107	KCDC03-107	AlGaInP	590	5600	13000	<p>KCSX03-1XX</p>
KCSA03-123 KCDA03-123	KCSC03-123	AlGaInP	570	1400	3100	<p>KCSX03-1XX</p>

NOTES:

1. All dimensions are in millimeters(inches).
2. Tolerance is ±0.25mm(0.01") unless otherwise noted.
3. Luminous intensity value is traceable to CIE127-2007 standards.


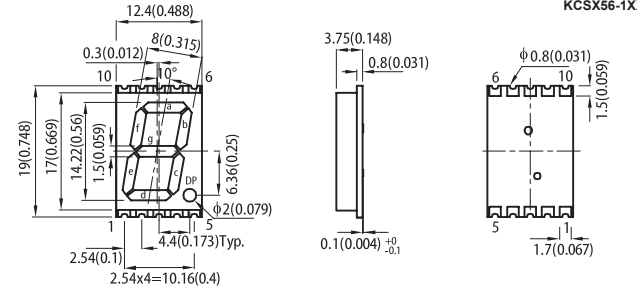
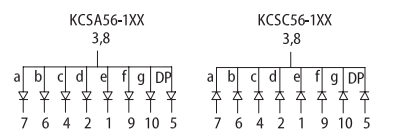

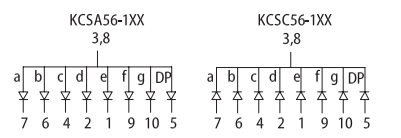


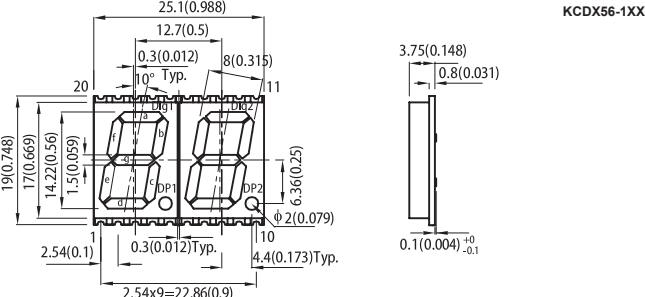

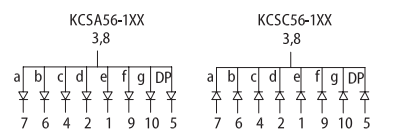

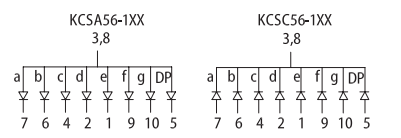

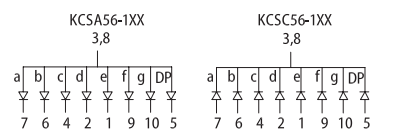

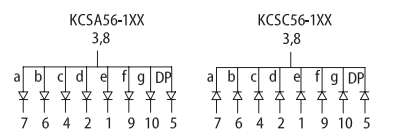
7-SEGMENT SMD DISPLAY

Part Number		Material	λ , D (nm)	Iv (ucd) @10mA		Dimensions
Common Anode	Common Cathode			Min.	Typ.	
KCSA39-105	/	AlGaInP	● 630	3600	9000	<p>0.39 inch (10mm), Gray Face, White Segment</p> <p>KCSA39-1XX</p>
KCSA04-105 KCDA04-105	KCSC04-105	AlGaInP	● 630	9000	20000	<p>0.4 inch (10.16mm) Gray Face, White Segment</p> <p>KCSA04-1XX</p>
KCSA04-106 KCDA04-106	KCSC04-106	AlGaInP	● 605	9000	15000	<p>KCSA04-1XX</p> <p>KCSC04-1XX</p>
KCSA04-107	/	AlGaInP	● 590	9000	23000	<p>KCSA04-1XX</p>
KCSA04-123 KCDA04-123	KCSC04-123	AlGaInP	● 570	2200	4100	<p>KCDA04-1XX</p> <p>Dig.1: 3,18</p>
KCSA04-136 KCDA04-136	/	InGaN	● 465	2200	5200	<p>KCDA04-1XX</p> <p>Dig.2: 8,13</p>

NOTES:

1. All dimensions are in millimeters(inches).
2. Tolerance is $\pm 0.25\text{mm}(0.01")$ unless otherwise noted.
3. Luminous intensity value is traceable to CIE127-2007 standards.

7-SEGMENT SMD DISPLAY

Part Number		Material	λ D (nm)	Iv (ucd) @10mA		Dimensions
Common Anode	Common Cathode			Min.	Typ.	
KCSA56-105 KCDA56-105	KCSC56-105 KCDC56-105	AlGaInP	● 630	14000	29000	0.56 inch (14.22mm), Gray Face, White Segment   
KCSA56-106 KCDA56-106	KCSC56-106	AlGaInP	● 605	14000	23000	 
KCSA56-107	KCSC56-107	AlGaInP	● 590	14000	29000	  
KCSA56-123 KCDA56-123	KCSC56-123	AlGaInP	● 570	2200	4600	   
KCSA56-131 KCDA56-131	KCSC56-131	InGaN	● 465	5600	15000	   

NOTES:

1. All dimensions are in millimeters(inches).
2. Tolerance is ±0.25mm(0.01") unless otherwise noted.
3. Luminous intensity value is traceable to CIE127-2007 standards.

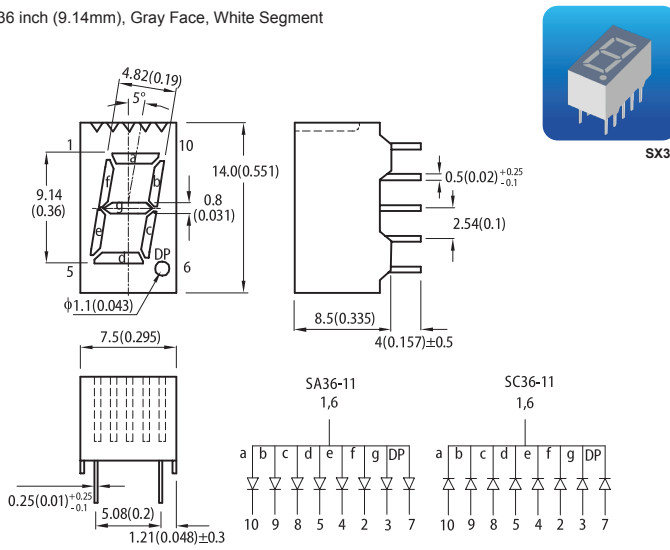
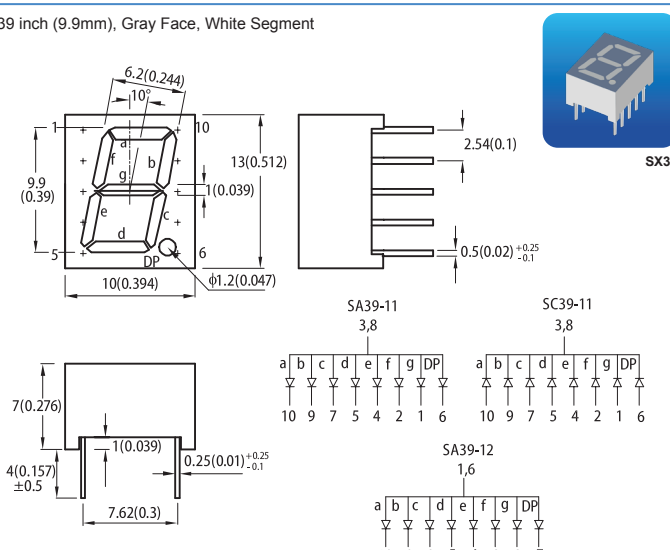
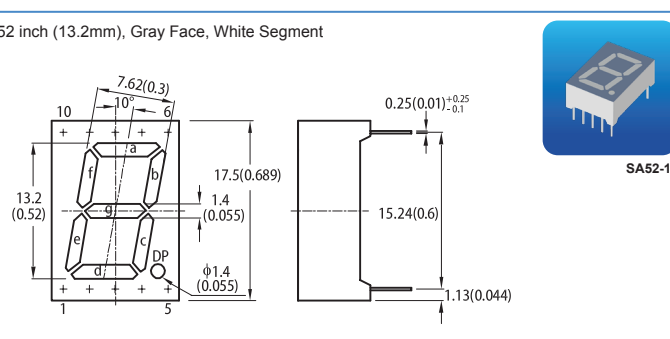
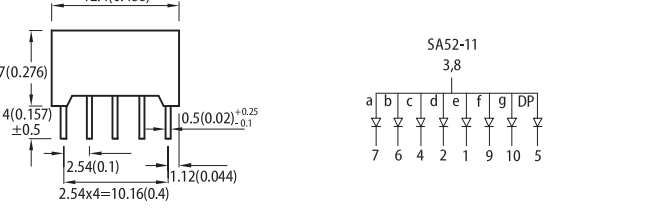
ALPHANUMERIC SMD DISPLAY

Part Number		Material	λ D (nm)	Iv (ucd) @10mA		Dimensions
Common Anode	Common Cathode			Min.	Typ.	
KCPA04-105 KCPDA04-105	KCPSC04-105	AlGaInP	● 630	3600	8300	<p>0.4 inch (10.16mm), Gray Face, White Segment</p> <p>KCPSA04-1XX Pin 14: a, b, c, d, e, f, g, h, j, k, l, m, n, p, DP Pin 10: 10, 11, 6, 7, 8, 16, 9, 15, 13, 12, 4, 3, 2, 1, 5</p> <p>KCPSC04-1XX Pin 14: a, b, c, d, e, f, g, h, j, k, l, m, n, p, DP Pin 10: 10, 11, 6, 7, 8, 16, 9, 15, 13, 12, 4, 3, 2, 1, 5</p>
/	KCPSC04-106	AlGaInP	● 605	5600	13000	<p>KCPDX04-1XX Pin 14: a, b, c, d, e, f, g, h, j, k, l, m, n, p, DP Pin 10: 10, 11, 6, 7, 8, 16, 9, 15, 13, 12, 4, 3, 2, 1, 5</p>
KCPA04-107	/	AlGaInP	● 590	5600	12000	<p>KCPDA04-1XX Dig. 1:30 Pin 18: a, b, c, d, e, f, g, h, j, k, l, m, n, p, DP1 Pin 19: 18, 19, 14, 15, 16, 32, 17, 31, 29, 28, 4, 3, 2, 1, 5</p> <p>KCPDC04-1XX Dig. 1:30 Pin 18: a, b, c, d, e, f, g, h, j, k, l, m, n, p, DP1 Pin 21: 21, 22, 11, 12, 13, 27, 20, 26, 24, 23, 9, 8, 7, 6, 10</p>
/	KCPDC04-123	AlGaInP	● 570	1400	3100	<p>KCPDC04-1XX Dig. 1:30 Pin 18: a, b, c, d, e, f, g, h, j, k, l, m, n, p, DP1 Pin 21: 21, 22, 11, 12, 13, 27, 20, 26, 24, 23, 9, 8, 7, 6, 10</p>

NOTES:

1. All dimensions are in millimeters(inches).
2. Tolerance is $\pm 0.25\text{mm}(0.01")$ unless otherwise noted.
3. Luminous intensity value is traceable to CIE127-2007 standards.


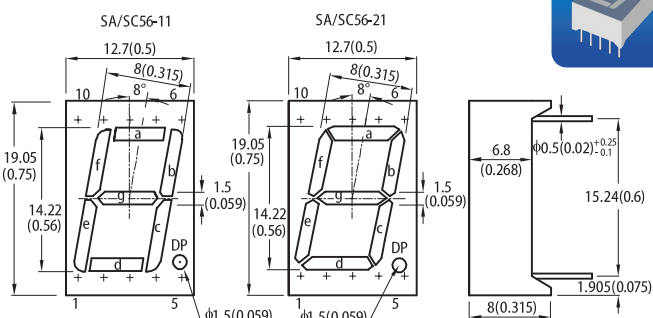
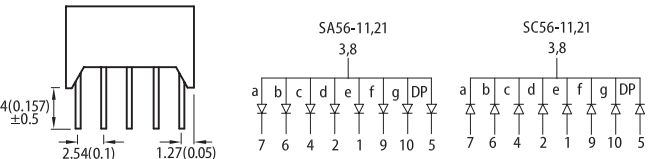

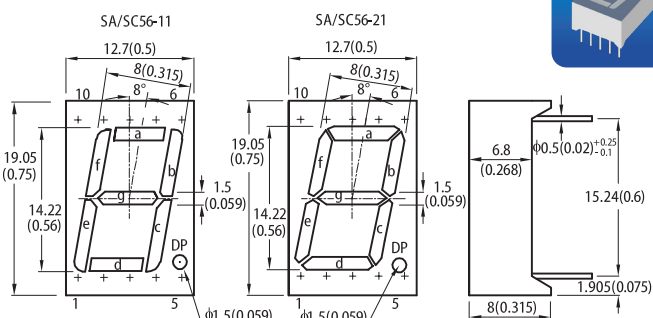


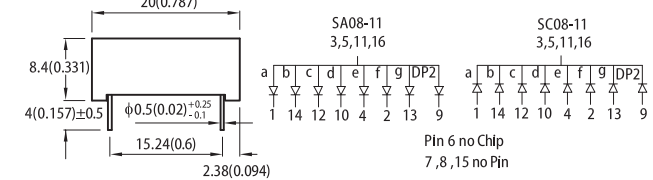
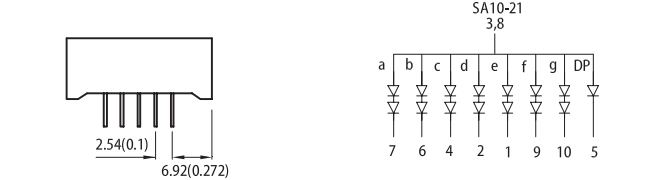
SINGLE DIGIT 7-SEGMENT THROUGH-HOLE DISPLAY

Part Number		Material	λ , D (nm)	Iv (ucd) @10mA		Dimensions
Common Anode	Common Cathode			Min.	Typ.	
SA36-11SEKWA	SC36-11SEKWA	AlGaInP	605	5600	14000	0.36 inch (9.14mm), Gray Face, White Segment 
SA36-11SURKWA	SC36-11SURKWA	AlGaInP	630	3600	9000	
SA36-11CGKWA	SC36-11CGKWA	AlGaInP	570	1400	3700	
SA39-11SURKWA SA39-12SURKWA	SC39-11SURKWA	AlGaInP	630	5600	12000	0.39 inch (9.9mm), Gray Face, White Segment 
SA52-11SEKWA	/	AlGaInP	605	21000	48000	0.52 inch (13.2mm), Gray Face, White Segment 
SA52-11SURKWA	/	AlGaInP	630	14000	32000	

NOTES:

1. All dimensions are in millimeters(inches).
2. Tolerance is $\pm 0.25\text{mm}(0.01")$ unless otherwise noted.
3. Luminous intensity value is traceable to CIE127-2007 standards.

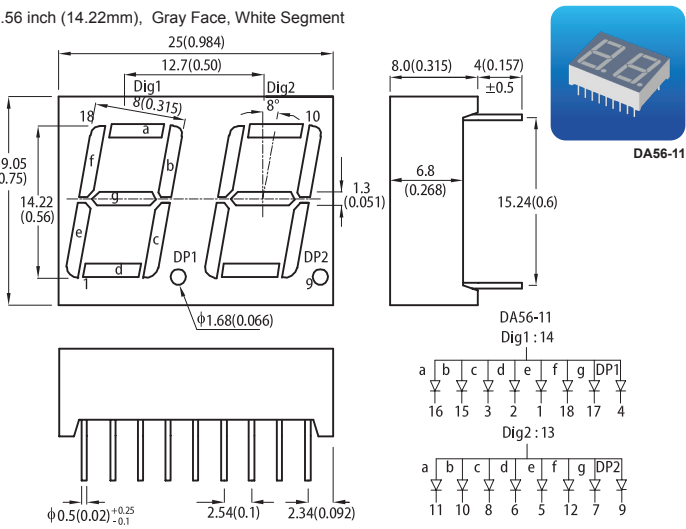
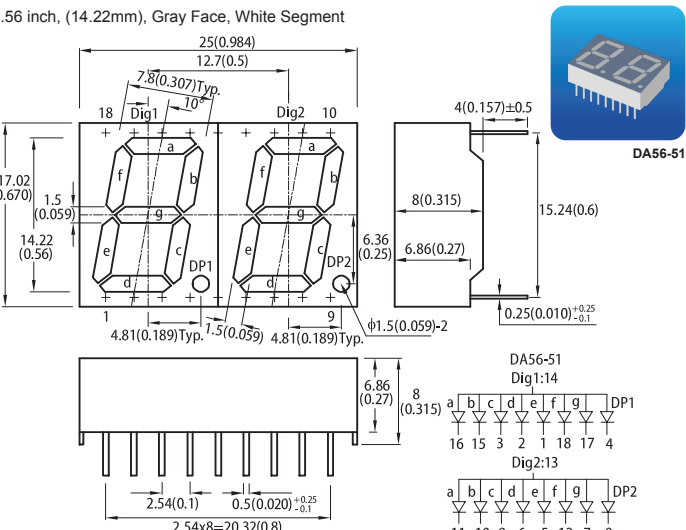
SINGLE DIGIT 7-SEGMENT THROUGH-HOLE DISPLAY

Part Number		Material	λ , D (nm)	Iv (ucd) @10mA		Dimensions
Common Anode	Common Cathode			Min.	Typ.	
SA56-11SURKWA SA56-21SURKWA	SC56-11SURKWA SC56-21SURKWA	AlGaInP	630	14000	27000	<p>0.56 inch (14.2mm), Gray Face, White Segment</p>  <p>SX56</p>  
/	SC56-11SYKWA SC56-21SYKWA	AlGaInP	590	21000	48000	
SA56-11CGKWA	SC56-11CGKWA	AlGaInP	570	5600	12000	
SA08-11SURKWA	SC08-11SURKWA	AlGaInP	630	9000	19000	<p>0.8 inch (20.32mm), Gray Face, White Segment</p>  <p>SX08</p>   <p>Pin 6 no Chip 7, 8, 15 no Pin</p>
/	SC08-11SYKWA	AlGaInP	590	9000	18000	
SA08-11CGKWA	/	AlGaInP	570	3600	8700	
SA10-21SURKWA	/	AlGaInP	630	31000	70000	<p>1.0 inch (25.4mm), Gray Face, White Segment</p>  <p>SA10-21</p>  
SA10-21CGKWA	/	AlGaInP	570	14000	33000	

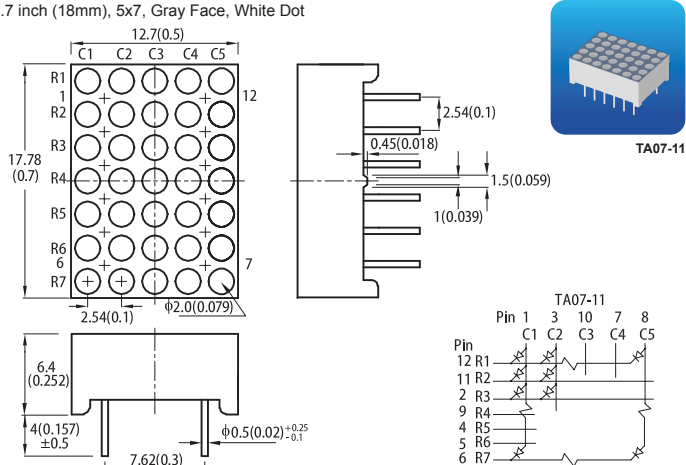
NOTES:

- All dimensions are in millimeters(inches).
- Tolerance is $\pm 0.25\text{mm}(0.01")$ unless otherwise noted.
- Luminous intensity value is traceable to CIE127-2007 standards.

DUAL DIGIT 7-SEGMENT THROUGH-HOLE DISPLAY

Part Number		Material	λ D (nm)	Iv (ucd) @10mA		Dimensions
Common Anode	Common Cathode			Min.	Typ.	
DA56-11SYKWA	/	AlGaInP	590	21000	40000	<p>0.56 inch (14.22mm), Gray Face, White Segment</p>  <p>DA56-11 Dig1: 14 Dig2: 13</p>
DA56-51SURKWA	/	AlGaInP	630	14000	30000	<p>0.56 inch (14.22mm), Gray Face, White Segment</p>  <p>DA56-51 Dig1: 14 Dig2: 13</p>

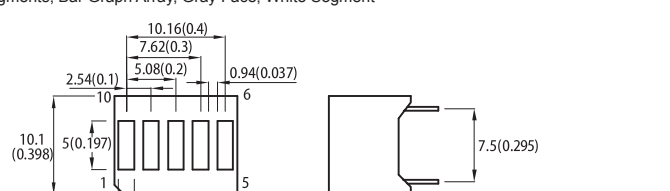
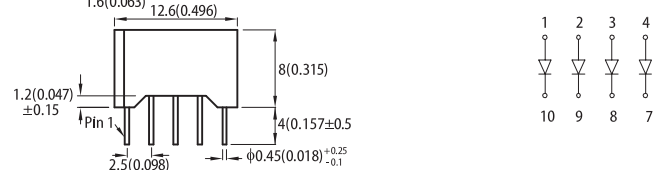
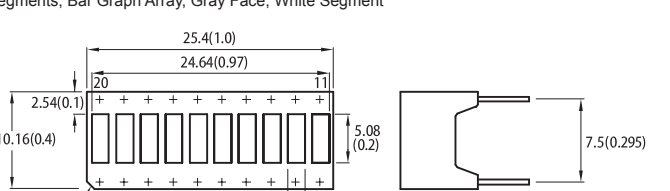
DOT MATRIX

Part Number		Material	λ D (nm)	Iv (ucd) @10mA		Dimensions
Column Anode	Column Cathode			Min.	Typ.	
TA07-11SEKWA	/	AlGaInP	605	21000	42000	<p>0.7 inch (18mm), 5x7, Gray Face, White Dot</p>  <p>TA07-11</p>
TA07-11SURKWA	/	AlGaInP	630	14000	24000	
TA07-11CGKWA	/	AlGaInP	570	5600	12000	

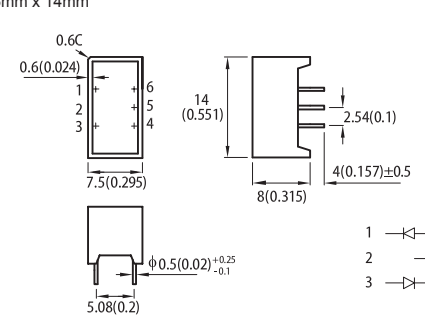
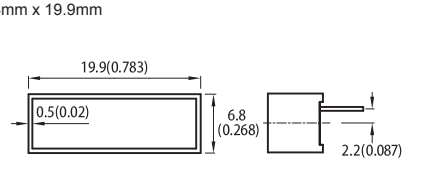
NOTES:

1. All dimensions are in millimeters(inches).
2. Tolerance is ±0.25mm(0.01") unless otherwise noted.
3. Luminous intensity value is traceable to CIE127-2007 standards.

BAR GRAPH ARRAY

Part Number	Material	λ_D (nm)	Iv (ucd) @10mA		Dimensions
			Min.	Typ.	
DC-05YWA	GaAsP/GaP	588	900	2400	5 Segments, Bar Graph Array, Gray Face, White Segment 
DC-05GWA	GaP	568	1400	4000	
DC-10SURKWA	AlGaInP	630	9000	25000	10 Segments, Bar Graph Array, Gray Face, White Segment 
DC-10SYKWA	AlGaInP	590	9000	21000	
DC-10CGKWA	AlGaInP	570	3600	8000	

LIGHT BAR

Part Number	Material	λ_D (nm)	Lens Type	Iv (mcd) @20mA		Dimensions
				Min.	Typ.	
DE/2SYKD	AlGaInP	590	yellow diffused	120	300	7.5mm x 14mm 
DF-3SURKD	AlGaInP	630	red diffused	80	160	6.8mm x 19.9mm 
DF-3CGKD	AlGaInP	570	green diffused	55	94	

NOTES:

- All dimensions are in millimeters(inches).
- Tolerance is $\pm 0.25\text{mm}(0.01")$ unless otherwise noted.
- Luminous intensity value is traceable to CIE127-2007 standards.

LIGHT BAR

Part Number	Material	λ_D (nm)	Lens Type	Iv (mcd) @20mA		Dimensions
				Min.	Typ.	
DE/4SURKD	AlGaInP	630	red diffused	120	250	15mm x 15mm
DE/4SYKD	AlGaInP	590	yellow diffused	120	250	
DE/4CGKD	AlGaInP	570	green diffused	40	77	
KB-A100SURKW	AlGaInP	630	white diffused	40	75	8.89mm x 3.81mm Size of Light Emitting Areas
KB-2400SYKW	AlGaInP	590	white diffused	40	80	
KB-B100SURKW	AlGaInP	630	white diffused	55	100	19.05mm x 3.81mm Size of Light Emitting Areas
KB-2755SYKW	AlGaInP	590	white diffused	80	220	8.89mm x 8.89mm Size of Light Emitting Areas
KB-2855CGKD	AlGaInP	570	green diffused	20	48	
KB-2700SYKW	AlGaInP	590	white diffused	55	120	8.89mm x 3.81mm Size of Light Emitting Areas

NOTES:

1. All dimensions are in millimeters(inches).
2. Tolerance is $\pm 0.25\text{mm}(0.01")$ unless otherwise noted.
3. Luminous intensity value is traceable to CIE127-2007 standards.