




Switching spark gap

2RK-8 Series

Switching spark gap - 2RK-8 Series

Switching spark gaps designed specifically for voltage controlled switching of capacitive

Discharge circuits where a high energy, low loss, fast rate of switching is required. This series is ideally suited for applications where a Capacitive discharge is utilized with a transformer to obtain pulses of very high voltage levels in the order of several thousand volts.



Features

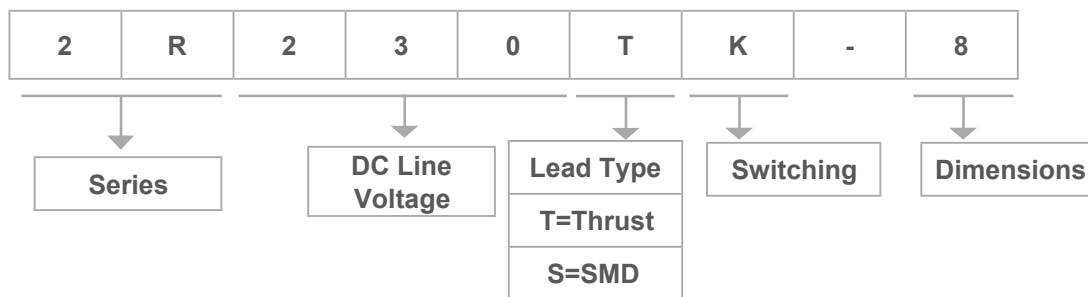
Extremely long life time

1. Stable performance over life
2. Insensitive performance against variations in temperature
3. Low switching losses
4. Very short breakdown time
5. High reliability by robust design
6. RoHS compatible

Recommended Applications

Ignition circuits

Part Number Code



Switching spark gap - 2RK-8 Series

Electrical Characteristics

Part No.		DC Spark-over Voltage	200000 times for the first static breakdown voltage in the dark(v)	Number of onoff(ten thousand	Switching frequency	Insulation resistance at 100v DC	Capacitance	Breakdown time
DIP	SMD	(V)	(V)	(times)	(HZ)	(Ω)	(PF)	(NS)
2R150TK-8	2R150SK-8	150±15%	<200	200000	200	≥10 ⁹	<1.5	50
2R230TK-8	2R230SK-8	230±15%	<270	400000	160	≥10 ⁹	<1.5	50
2R300TK-8	2R300SK-8	300±15%	<355	400000	140	≥10 ⁹	<1.5	50
2R320TK-8	2R320SK-8	320±15%	<380	400000	150	≥10 ⁹	<1.5	50
2R350TK-8	2R350SK-8	350±15%	<415	400000	150	≥10 ⁹	<1.5	50
2R370TK-8	2R370SK-8	370±15%	<440	400000	140	≥10 ⁹	<1.5	50
2R400TK-8	2R400SK-8	400±15%	<475	400000	130	≥10 ⁹	<1.5	50
2R450TK-8	2R450SK-8	450±15%	<540	400000	210	≥10 ⁹	<1.5	50
2R470TK-8	2R470SK-8	470±15%	<570	400000	180	≥10 ⁹	<1.5	50
2R500TK-8	2R500SK-8	500±15%	<600	400000	170	≥10 ⁹	<1.5	50
2R550TK-8	2R550SK-8	550±15%	<660	400000	140	≥10 ⁹	<1.5	50
2R600TK-8	2R600SK-8	600±15%	<720	400000	210	≥10 ⁹	<1.5	50
2R730TK-8	2R730SK-8	730±15%	<900	400000	130	≥10 ⁹	<1.5	50
2R800TK-8	2R800SK-8	800±15%	<1000	400000	100	≥10 ⁹	<1.5	50

DC Spark-over Voltage	DC Measuring Voltage
150-400V	100V
470-800V	250V

Switching spark gap - 2RK-8 Series

Fig. 1: QC- test circuit (100% outgoing inspection)

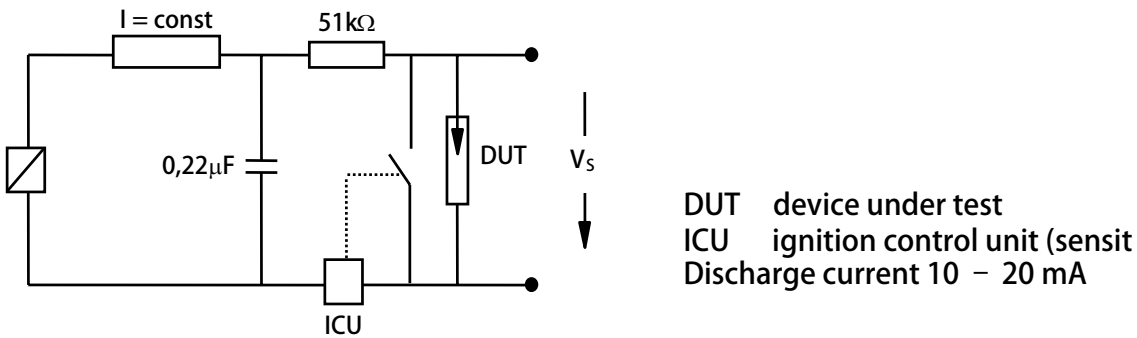


Fig. 2: QC- test circuit (sampling inspection at 25 ° C)

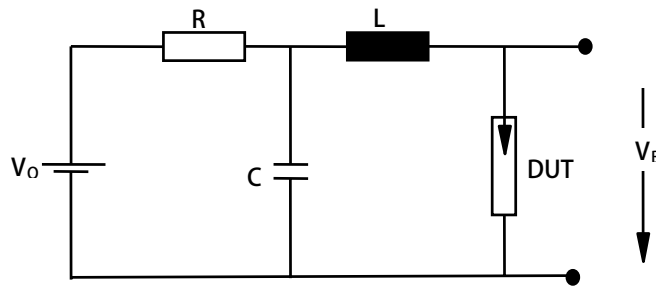


Fig. 1-1: Explanation of measurands

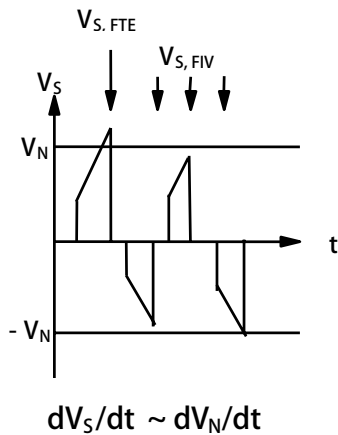
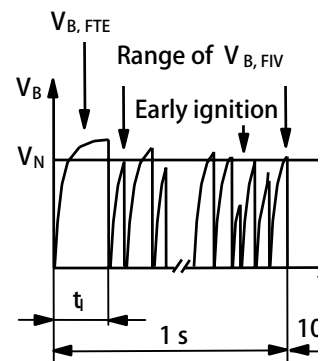


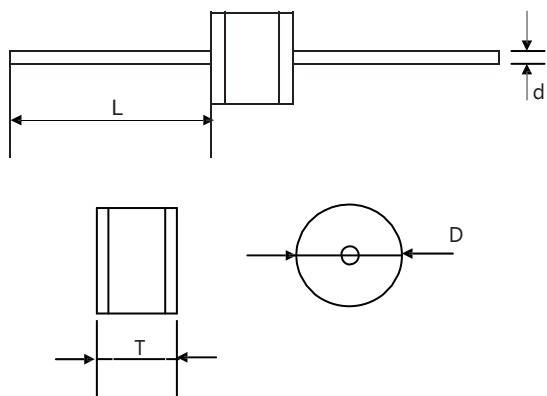
Fig. 2-2: Explanation of m



Switching spark gap - 2RK-8 Series

Dimension

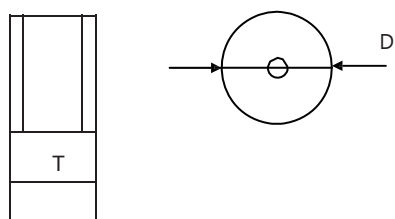
□ = T (Axial lead type)



Unit:mm

Item	Dimensions	
	Spec.	Tolerance
D	8.0	+0.3/-0.5
T	6.0	+0.3/-0.5
L	20	Min.
d	0.8	±0.05

□ = S (No lead type)



Unit:mm

Item	Dimensions	
	Spec.	Tolerance
D	8.0	+0.3/-0.5
T	6.0	+0.3/-0.5

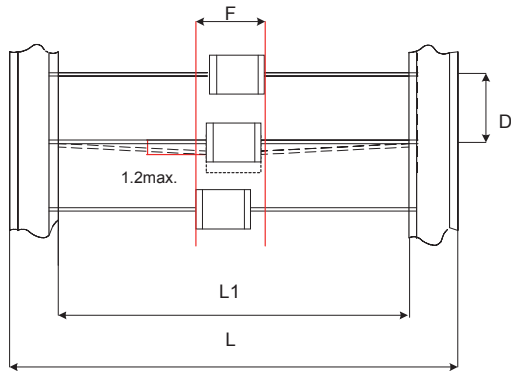
Packaging Taping

Unit:mm

Plastic Tray (252×135×10mm)	Inner Box (270×145×50mm)	Outside Box (310×280×275mm)
100 PCS/ Plastic Tray	500 PCS/ Box	5,000 PCS/ Carton

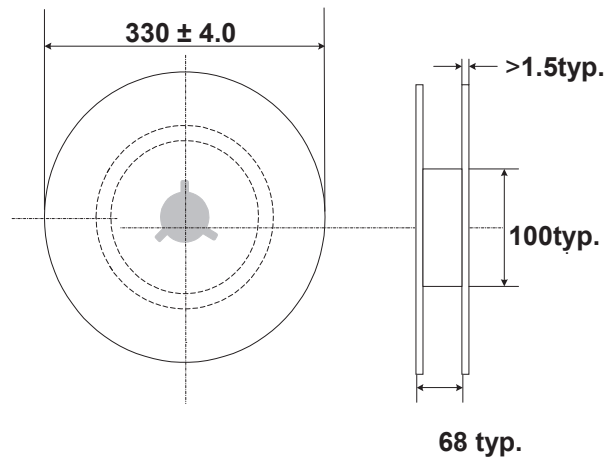
Switching spark gap - 2RK-8 Series

For 2-electrode Axial Lead GDT: 500 PCS/Reel



Unit:mm

Item	Dimensions	
	Spec.	Tolerance
L1	52	±2
L	64	±3
D	10	±0.5
F	T+1.4	Max.



Warehouse Storage Conditions of Products

- Storage Conditions:
 - Storage Temperature: $-10^{\circ}\text{C} \sim +40^{\circ}\text{C}$
 - Relative Humidity: $\leq 75\% \text{RH}$
 - Keep away from corrosive atmosphere and sunlight.
- Period of Storage: 1 year

RuiLongYuan Electronics Co., Ltd.

- Reproducing and modifying information of the document is prohibited without permission from Ruilongyuan International Inc.
- Ruilongyuan International Inc. reserves the rights to make changes of the content herein the document anytime without notification. Please refer to our website for the latest document.
- Ruilongyuan International Inc. disclaims any and all liability arising out of the application or use of any product including damages incidentally and consequentially occurred.
- Ruilongyuan International Inc. does not assume any and all implied warranties, including warranties of fitness for particular purpose, non-infringement and merchantability.
- Applications shown on the herein document are examples of standard use and operation. Customers are responsible in comprehending the suitable use in particular applications. Ruilongyuan International Inc. makes no representation or warranty that such applications will be suitable for the specified use without further testing or modification.
- The products shown herein are not designed and authorized for equipments requiring high level of reliability or relating to human life and for any applications concerning life-saving or life-sustaining, such as medical instruments, transportation equipment, aerospace machinery et cetera. Customers using or selling these products for use in such applications do so at their own risk and agree to fully indemnify Ruilongyuan International Inc. for any damages resulting from such improper use or sale.

Tel: +86-755-8290 8296

Fax: +86-755-8290 8002

E-mail: jack@ruilon.com