

Type FP-WP Metal Can Electrolytic Capacitors

MALLORY



FP-WP Capacitors are designed for +85°C operation, through 450 volts, higher voltages designed for +65°C, and have standard twist-prong mounting lugs with solder terminals. PFP-PWP types use standard EIA printed circuit terminals and can be used in place of normal solder terminal types. All types use "etched cathode" construction for hum-free operation, and have an exclusive vent and seal design. Standard tolerance: Up to 50 WVDC, -10% to +150%; 51 to 350 WVDC, -10% to +100%; 351 WVDC and up -10% to +50%. For complete technical information request Bulletin 4-101. For prices, reference price sheet No. 300. Replaces: TVL, PCL, AA, BB, CC and DD. For FP-WP capacitor hardware and data see page 40 and 42.

Singles

Cap. (Mfd)	WVDC	Case Code	Catalog No.	Cap. (Mfd)	WVDC	Case Code	Catalog No.
2500	10	M	PWP031	125	200	B	PFP121.5
10000	10	G	FP031.8	125	200	B	FP122
1000	15	L	WP039	160	200	F	PFP122
2000	15	F	WP041	400	200	F	PFP122.9
3000	15	F	WP042	500	200	H	WP123
5000	15	G	FP042.6	950	200	H	FP123.3
10000	15	H	FP042.8	140	250	C	WP125.5
500	25	L	WP057	150	250	C	WP125.9
1000	25	F	WP059	160	250	D	FP125.95M**
1500	25	C	PWP060	160	250	G	FP131.7
2000	25	R	FP060.2	200	250	D	FP127
4000	25	G	FP060.4	750	250	I	FP128.1
5000	25	H	FP060.6	80	300	C	FP128
7500	25	N	FP060.8	100	300	C	FP129.1
4700	40	G	FP061.1	160	300	G	WP131.5M**
5000	45	N	FP062	200	300	G	WP132
100	50	L	WP064	30	350	L	FP135
150	50	L	WP064.2	50	350	B	FP137
500	50	F	WP065	60	350	C	FP137.2
500	50	B	WP066	80	350	F	FP138
1000	50	B	PFP066.4	125	350	G	FP140
1000	50	F	FP066.5	150	350	G	FP140.6
1250	50	G	PWP067	200	350	F	FP140.7
1500	50	F	WP068	250	350	G	FP140.91
2000	50	H	FP070	320	350	I	FP141
4000	50	G	FP071	15	450	L	FP143
50	150	L	FP115	20	450	M	FP144
100	150	L	FP116	20	450	M	PFP144
120	150	B	FP116.5	30	450	B	FP145
140	150	B	PFP116.8	40	450	C	FP146
150	150	B	FP117	50	450	D	FP147
150	150	F	FP117.5	60	450	F	FP148
200	150	F	FP118	80	450	G	FP149
300	150	F	FP119	100	450	G	FP150
1200	160	I	FP123.1	125	450	H	FP155
1400	175	N	FP123.2	90	500	G	FP187
120	200	F	FP121				

Duals

Cap. (Mfd)	WVDC	Case Code	Catalog No.	Cap. (Mfd)	WVDC	Case Code	Catalog No.
1000-1000	15-15	F	WP200	200-200	250-250	H	FP217.74
1000-1000	15-15	B	WP201-1	150-350	300-150	H	FP217.863
1500-1000	16-10	F	WP200.23	40-40	300-300	F	FP217.87
900-700	16-16	M	PFP200.171	75-75	300-300	G	FP217.9
500-100	20-20	L	WP200.5	120-20	300-300	G	FP218
1000-2000	25-15	F	WP200.2	150-100	300-300	H	FP219.7
500-500	25-25	F	FP201.14	200-100	300-300	J	FP219.9
1000-1000	25-25	F	PWP201.15	20-20	350-350	B	FP227
1500-1500	25-25	G	PWP201.3	30-30	350-350	C	FP227.3
1000-1000	35-35	F	WP201.5	80-40	350-350	G	FP227.5
3000-800	35-35	D	PSP201.6	80-80	350-350	H	FP277.6
750-750	40-40	T	PSP201.7	100-100	350-350	J	FP227.7
2000-2000	40-40	G	FP202	150-20	350-350	H	FP228.3
50-50	50-50	L	WP202.1	150-100	350-350	J	FP227.9
100-100	50-50	L	WP202.5	150-150	350-350	H	FP227.95
1000-1000	50-50	G	FP202.9	200-200	350-350	J	FP227.96
1500-1500	50-50	G	FP204	250-100	350-350	J	PFP227.97
150-47	100-100	M	FP206M	250-250	350-350	N	FP228.2
750-500	125-125	N	FP207.5	270-150	350-350	N	FP227.98
20-20	150-150	L	FP208	150-1500	400-50	I	FP228.4
40-40	150-150	L	FP212	120-120	400-400	I	WP229.52
50-30	150-150	L	FP213	80-200	450-250	I	FP230.21
50-30	150-150	L	PFP213.1	10-50	450-350	D	FP230.5
50-50	150-150	L	FP214	80-2	450-350	H	PFP230.7
70-30	150-150	B	PFP214.3	10-10	450-450	M	FP231
80-40	150-150	M	FP216.2	20-10	450-450	B	FP231.3
80-40	150-150	B	PWP214.4	20-20	450-450	B	FP234
80-50	150-150	B	WP216.24	30-30	450-450	G	FP237
100-50	150-150	B	PFP214.7	40-40	450-450	G	FP238
125-100	150-150	R	FP215	50-40	450-450	G	FP239
200-150	150-150	F	FP216.3	50-50	450-450	H	FP240‡
200-200	150-150	G	FP216.4	60-20	450-450	G	FP242
250-200	175-175	F	FP216.42	60-60	450-450	H	FP242.5
500-500	175-175	I	FP216.51	80-20	450-450	H	FP245.2
470-10	200-200	G	PFP216.2	80-80	450-450	J	FP245.5
250-100	200-200	G	FP216.7	100-40	450-450	J	FP247
300-250	200-200	G	FP216.71	100-60	450-450	I	FP248
400-200	200-200	G	FP216.81	80-160	475-250	N	FP253
300-300	200-200	I	FP216.9	80-40	475-475	H	FP264.5
20-20	250-250	L	FP217	80-50	475-475	J	FP266
40-40	250-250	M	FP221	40-40	500-500	G	FP288
750-100	250-250	S	FP217.81	60-40	500-500	J	FP290
150-150	250-250	G	FP217.7				

FP - WP AND PFP - PWP Case Code Chart

Key	Dia.	Lgth.	Key	Dia.	Lgth.	Key	Dia.	Lgth.
B	1"	2"	G	1 3/8"	2 1/2"	L	1"	1 1/2"
C	1"	2 1/2"	H	1 3/8"	3"	M	1"	1 3/4"
D	1"	3"	I	1 3/8"	4"	N	1 3/8"	4 1/2"
E	1"	4"	J	1 3/8"	3 1/2"	R	1 3/8"	1 3/4"
F	1 3/8"	2"	K	1"	3 1/2"	S	1 3/8"	5"
						T	1 3/8"	1 1/2"

**Suffix "M" designates plastic sleeve.
‡Can ungrounded for photoflash.

Consult your local Mallory distributor for price information.

CONTINUED

Specifications subject to change without notice.

Triples

Cap. (Mfd)	WVDC	Case Code	Catalog No.	Cap. (Mfd)	WVDC	Case Code	Catalog No.
850-400-4	16-16-11.5	B	WP300.7	30-20-10	350-350-350	C	FP330.7
500-450-100	16-16-16	L	FPF300.18	40-40-40	350-350-350	G	FPF330.8
500-500-500	16-16-16	L	FPF300.86	80-60-60	350-350-350	I	FP331.3
2000-2000-50	40-40-40	J	FP303.1	100-100-10	350-350-350	J	FP332.4
1900-1900-1900	40-40-40	H	FP303.2	140-140-20	350-350-350	I	WP332.44
750-700-500	50-40-40	R	FP303.3	160-60-140	350-350-350	I	FPF331.4
750-1500-500	50-40-40	G	FP303.9	200-80-120	350-350-350	S	FP331.91
500-500-100	50-50-50	C	FP310.1	80-80-20	400-200-25	F	FP332.451
1500-1500-200	50-50-50	H	FP310.2	80-80-200	400-200-25	G	FP332.452
80-60-250	150-150-10	C	FP302.5	80-80-100	400-200-50	H	FP332.47
40-40-20	150-150-25	L	FP310	10-4-20	400-350-25	L	FP332.51
50-50-20	150-150-25	M	FP311	80-40-100	400-400-50	J	FP332.2
400-400-500	150-150-35	H	FP311.31	100-10-20	400-400-50	F	FP333.14
30-50-40	150-150-150	B	FPF311.63	100-40-100	400-400-350	I	FP336.86
40-40-40	150-150-150	M	FP311.5	100-30-20	400-400-400	I	FP333.95
50-30-20	150-150-150	M	FPF311.62	100-100-40	400-400-400	J	FP333.971
50-50-50	150-150-150	B	FP311.65	150-100-15	400-400-400	I	FP337
60-40-20	150-150-150	B	FP311.61	50-160-50	450-250-50	J	FP341.6
70-40-40	150-150-150	B	FP311.8	80-2-25	450-350-25	H	FP342.75
80-40-20	150-150-150	B	FP311.71	80-50-100	450-350-200	I	FP342.8
80-60-40	150-150-150	C	FP311.76	20-20-20	450-350-350	D	FP343.5
120-80-40	150-150-150	F	FP311.85	50-10-160	450-400-250	J	FP343.2
300-100-80	150-150-150	G	FP312.6	10-10-20	450-450-20	B	FP345.2
390-109-47	160-160-160	F	FP311.77	20-20-20	450-450-25	C	FP345.8
50-250-250	160-160-160	G	FP312.711	40-40-20	450-450-25	G	FP346
250-200-10	175-150-150	G	FPF312.61	10-10-40	450-450-50	B	FP365
700-500-150	175-175-50	H	FP311.78	80-20-100	450-450-50	H	FP368.3
300-300-20	175-175-150	H	FP312.72	80-80-50	450-450-50	H	FP368.61
200-50-400	175-175-175	H	FPF312.71	40-40-40	450-450-150	G	FP369.1
400-500-500	200-40-40	G	FP312.7	40-40-100	450-450-200	J	FP375
60-200-40	200-150-150	G	FP312.8	80-80-10	450-450-400	H	FP375.73
200-200-40	200-150-150	G	FP314.8	80-80-20	450-450-400	N	FP375.75
400-50-100	200-200-100	F	FP318.71	4-20-50	450-450-450	E	FP375.45
60-60-40	200-200-200	F	WP318.77	10-10-10	450-450-450	C	FP375.8
160-150-80	200-200-200	F	FP318.72	20-10-10	450-450-450	D	FP376.3
250-100-5	200-200-200	G	FP318.81	20-20-20	450-450-450	F	FP376.5
250-200-10	200-200-200	H	FP318.8	30-30-30	450-450-450	G	FP376.7
250-200-50	200-200-200	H	FP318.85	40-40-10	450-450-450	G	FP376.8
250-200-50	200-200-200	H	FPF318.85	40-40-20	450-450-450	H	FP376.9
150-150-200	200-200-200	H	FP318.86	40-40-40	450-450-450	H	FP377.1
250-150-200	200-200-200	H	FPF318.87	60-40-40	450-450-450	J	FP377.7
500-200-50	200-200-200	G	FP318.91	80-30-20	450-450-450	G	FP377.71
150-150-80	250-200-200	F	FP318.88	80-40-20	450-450-450	I	FP378
100-100-600	250-250-100	J	FP318.883	80-40-30	450-450-450	I	FP378.1
100-100-750	250-250-100	G	FP318.89	80-40-40	450-450-450	I	FP378.4
100-100-150	250-250-200	F	FP318.9	80-50-30	450-450-450	H	FP378.45
20-20-20	250-250-250	M	FP31.8	10-4-100	475-300-50	B	FP384.16
40-20-20	250-250-250	B	FP321	40-80-10	475-450-450	J	FP385.5
40-40-40	250-250-250	C	FP321.5	50-18-40	475-475-25	G	FP385.51
80-80-60	250-250-250	F	FP323	80-80-20	475-475-350	H	FP385.7
100-400-400	275-200-200	N	FP323.01	10-10-10	475-475-475	L	FP394
100-100-1000	275-275-75	G	FP323.1	30-30-20	475-475-475	G	FP396
4-80-10	300-175-150	L	FP326.68	40-20-20	475-475-475	G	FP396.1
40-200-200	300-175-175	F	FP326.69	40-30-10	475-475-475	G	FP396.12
100-60-20	300-250-250	G	FP335	80-10-18	475-475-475	H	FP396.22
140-100-60	300-300-50	H	FP326.7	80-10-30	475-475-475	J	FP397.1
80-40-40	300-300-300	G	FP326.62	30-20-20	500-500-500	G	FP399.4
150-30-30	300-300-300	H	FP326.75	40-20-20	500-500-500	H	FP399.5
140-100-20	300-300-300	J	FP326.78				
200-100-2	300-300-300	H	FP326.79				
50-500-1000	350-40-40	G	FPF326.79				
50-500-2500	350-40-40	I	FPF326.80				
30-500-500	350-50-35	B	FP326.801				
150-100-100	350-50-50	F	FP326.81				
250-250-50	350-175-175	I	FP327.82				
100-150-80	350-200-200	G	FPF327.36				
50-50-1000	350-300-35	G	FP331.1				
40-40-40	350-300-300	F	FP327.89				
150-100-200	350-350-25	G	FP330.16				
150-5-100	350-350-50	J	FP330.246				
150-100-100	350-350-50	H	FP330.247				
125-20-20	350-350-150	H	FP330.24				
400-80-40	350-350-175	S	FP330.30				
100-60-20	350-350-200	H	FP330.26				
10-10-10	350-350-350	M	FP330.5				
20-20-20	350-350-350	C	FPF30.6				

**Suffix "M" designates plastic sleeve.
 ‡Can ungrounded for photoflash.

FP - WP AND PFP - PWP Case Code Chart

Key	Dia.	Lgth.	Key	Dia.	Lgth.	Key	Dia.	Lgth.
B	1"	2"	G	1 3/8"	2 1/2"	L	1"	1 1/2"
C	1"	2 1/2"	H	1 3/8"	3"	M	1"	1 3/4"
D	1"	3"	I	1 3/8"	4"	N	1 3/8"	4 1/2"
E	1"	4"	J	1 3/8"	3 1/2"	R	1 3/8"	1 3/4"
F	1 3/8"	2"	K	1"	3 1/2"	S	1 3/8"	5"
						T	1 3/8"	1 1/2"

Consult your local Mallory distributor for price information.

CONTINUED →

Specifications subject to change without notice.

Type FP-WP Metal Can Electrolytic Capacitors



Quads

Cap. (Mfd)	WVDC	Case Code	Catalog No.	Cap. (Mfd)	WVDC	Case Code	Catalog No.
850-400-100-15	16-16-16-11.5rms	R	FP401.9	10-4-4-20	400-350-150-25	F	FP420.438
400-600-120-80	100-100-100-100	J	FP404	40-100-5-100	400-350-150-50	J	FP420.439
400-600-200-60	125-100-50-40	J	FP407.4	150-100-20-20	400-350-350-350	N	FP420.366
200-500-500-500	125-100-60-35	J	FP407.6	80-40-100-20	400-400-50-25	H	FP420.6
400-400-500-500	150-150-35-35	N	FP407.7	100-10-30-20	400-400-50-50	H	FP420.7
400-400-40-500	150-150-150-35	N	FP411.33	80-40-40-100	400-400-300-50	J	FP420.97
250-250-20-100	165-150-150-50	H	FP412.01	100-10-20-20	400-400-350-50	J	FP421.3
300-200-10-100	175-150-150-150	I	FP412.07	80-10-4-100	400-400-400-50	F	FP421.81
300-200-200-10	175-150-150-150	J	FP412.09	120-20-4-100	400-400-400-150	I	FP421.86
250-200-10-5	175-160-150-150	G	FP412.08	100-80-10-30	400-400-400-400	N	FP422.05
300-200-20-20	175-175-150-150	G	FP412.092	100-100-20-2	400-400-400-400	J	FP422.06
300-200-100-10	175-175-150-150	G	FP412.21	20-160-50-50	450-250-75-50	J	FP422.11
200-200-60-30	175-175-175-175	H	WP412.1	80-2-25-100	450-350-25-25	H	FP423.2
200-200-200-30	175-175-175-175	J	FP412.14	80-120-150-50	450-350-250-50	I	FP423.21
310-180-60-10	175-175-175-175	J	FP412.12	10-140-100-20	450-350-300-300	I	WP423.5
250-650-50-10	200-175-175-150	N	FP412.06	20-80-50-100	450-350-350-50	J	FP424.3
5-300-550-100	200-175-175-175	N	FP412.144	20-15-20-20	450-450-25-25	F	FP426
250-400-50-5	200-175-175-175	H	FP412.143	10-10-60-100	450-450-200-50	F	FP427.5
350-350-150-500	200-200-100-100	S	FP412.145	80-50-20-150	450-450-250-25	H	FP427.66
200-200-100-10	200-200-200-200	I	FP412.13	110-50-20-150	450-450-250-25	N	FP427.68
240-240-160-5	200-200-200-200	I	FP412.13	80-50-20-50	450-450-250-50	I	FP427.67
250-200-10-20	200-200-200-200	H	FP412.17	30-20-160-40	450-450-250-150	J	FP427.69
450-160-60-5	200-200-200-200	I	FP412.19	20-30-10-160	450-450-250-250	J	FP427.695
80-400-400-500	250-150-150-35	I	FP412.79	80-20-2-25	450-450-350-25	H	FP427.74
280-200-300-40	250-250-175-175	I	FP412.791	20-30-4-200	450-450-350-150	J	FP427.7
250-200-10-10	250-250-250-250	H	FP412.9	80-30-40-40	450-450-350-150	I	FP427.75
250-200-40-10	250-250-250-250	H	FP412.91	80-80-120-70	450-450-350-200	N	FP427.90
125-5-120-100	300-200-175-75	H	FP419.05	40-10-35-10	450-450-350-350	G	FP428
10-20-50-1000	300-300-50-35	F	FP417.4	40-40-30-30	450-450-350-350	J	FP428.4
250-50-400-2000	300-300-150-35	S	FP417.41	100-100-20-3	450-450-400-400	S	FP428.5
100-10-200-30	300-300-150-150	H	FP419.4	40-30-10-20	450-450-450-25	H	FP429
140-10-200-30	300-300-150-150	G	FP417.5	80-30-20-40	450-450-450-150	I	FP433.3
150-100-10-10	300-300-300-300	J	FP419.55	20-80-80-20	450-450-450-250	J	FP450.01
150-150-30-30	300-300-300-300	I	WP419.52	40-20-10-100	450-450-450-250	H	FP432.9
50-500-500-200	350-50-25-25	H	FP419.557	80-50-10-20	450-450-450-300	I	FP450.2
100-500-500-200	350-50-25-25	H	FP419.599	40-20-20-20	450-450-450-350	H	FP433.4
100-400-200-500	350-175-175-40	N	FP419.10	10-10-10-10	450-450-450-450	F	FP434
40-100-200-300	350-175-175-175	H	FP414.10	20-10-10-10	450-450-450-450	F	FP434.5
100-150-5-100	350-200-150-50	G	FP419.565	20-20-20-20	450-450-450-450	G	FP444
180-100-150-100	350-200-200-200	N	FP414.2	30-20-20-10	450-450-450-450	H	FP444.5
200-50-50-20	350-200-200-200	G	FP414.11	30-30-20-20	450-450-450-450	H	FP444.8
150-200-20-50	350-200-200-200	H	FP414.1	40-20-20-20	450-450-450-450	H	FP444.95
120-100-100-100	350-300-150-75	J	FP417.26	40-40-20-20	450-450-450-450	J	FP447
40-100-2-50	350-300-175-50	G	FP418.1	40-40-30-30	450-450-450-450	J	FP447.5
100-80-250-100	350-300-175-150	H	FP417.27	40-40-40-40	450-450-450-450	H	WP447.7
40-80-10-10	350-300-300-300	G	WP419.51	80-10-10-10	450-450-450-450	H	FP450
160-60-10-4	350-300-300-300	J	FP419.65	80-40-20-10	450-450-450-450	I	FP450.08
100-25-5-25	350-350-50-25	F	FP419.615	80-40-20-20	450-450-450-450	I	FP450.16
40-40-50-50	350-350-50-50	F	FP419.635	10-130-20-10	475-350-350-350	J	FP454.4
200-150-100-100	350-350-175-100	N	FP419.642	30-10-4-100	475-400-300-25	F	FP454.5
40-20-100-100	350-350-200-50	F	FP419.649	10-80-40-100	475-400-400-50	J	FP454.8
150-100-20-100	350-350-350-25	H	FP419.311	10-60-30-125	475-450-400-50	J	FP456.5
4-4-50-500	350-350-350-35	F	FP419.312	50-40-4-40	475-475-150-25	H	FP460.5
4-50-50-200	350-350-350-35	F	FP419.313	80-80-4-4	475-475-450-450	N	FP470
4-40-100-100	350-350-350-50	H	WP420.25	30-4-4-200	475-475-475-25	F	FP471.1
10-10-100-20	350-350-350-50	G	FP420.23	80-4-4-200	475-475-475-25	H	FP472
10-20-40-100	350-350-350-50	F	FP420.17	20-20-10-10	475-475-475-475	F	FP474.5
10-20-140-100	350-350-350-50	H	FP420.28	20-20-20-20	475-475-475-475	F	FP475
10-30-100-40	350-350-350-50	G	FP419.89	40-20-10-10	475-475-475-475	G	FP476
10-100-150-60	350-350-350-50	H	FP420.281	80-30-4-4	475-475-475-475	H	FP472.5
10-100-150-100	350-350-350-50	I	FP419.895	10-10-10-10	500-500-500-500	F	FP494
20-40-50-100	350-350-350-50	F	FP420.18	**Suffix "M" designates plastic sleeve. ‡Can ungrounded for photoflash.			
60-100-100-100	350-350-350-50	I	FP420.273				
90-30-5-100	350-350-350-75	H	FP420.29				
5-10-30-100	350-350-350-200	F	FP420.33				
10-160-200-80	350-350-350-200	N	FP420.341				
10-50-150-200	350-350-350-350	N	FP420.409				
40-20-20-10	350-350-350-350	F	FP420.35				
40-40-30-20	350-350-350-350	G	FP420.36				
40-40-40-40	350-350-350-350	H	FP420.38				
80-60-40-20	350-350-350-350	J	FP420.4				
100-100-50-50	350-350-350-350	H	FP420.37				
150-100-20-20	350-350-350-350	N	FP420.365				
150-100-50-10	350-350-350-350	I	FP420.406				
80-80-4-100	400-200-150-50	I	FP420.407				
80-80-100-100	400-350-25-25	I	FP420.43				

FP - WP AND PFP - PWP Case Code Chart

Key	Dia.	Lgth.	Key	Dia.	Lgth.	Key	Dia.	Lgth.
B	1"	2"	G	1 3/8"	2 1/2"	L	1"	1 1/2"
C	1"	2 1/2"	H	1 3/8"	3"	M	1"	1 3/4"
D	1"	3"	I	1 3/8"	4"	N	1 3/8"	4 1/2"
E	1"	4"	J	1 3/8"	3 1/2"	R	1 3/8"	1 3/4"
F	1 3/8"	2"	K	1"	3 1/2"	S	1 3/8"	5"
						T	1 3/8"	1 1/2"

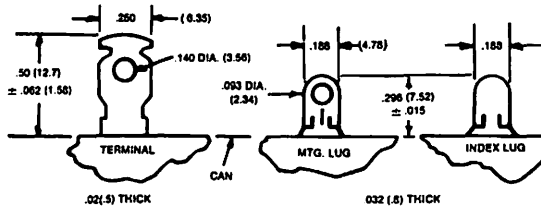
Consult your local Mallory distributor for price information.

FP/WP - PFP/PWP Case Codes (inches)

Case Code	O.E.M. Case Code	Dimensions D x L
B	N2A	1 x 2
C	N2J	1 x 2½
D	N3A	1 x 3
E	N4A	1 x 4
F	R2A	1¾ x 2
G	R2J	1¾ x 2½
H	R3A	1¾ x 3
I	R4A	1¾ x 4
J	R3J	1¾ x 3½
K	N3J	1 x 3½
L	N1J	1 x 1½
M	N1N	1 x 1¾
N	R4J	1¾ x 4
R	R1N	1¾ x 1¾
S	R5A	1¾ x 5


TERMINALS

1" & 1¾" DIA.

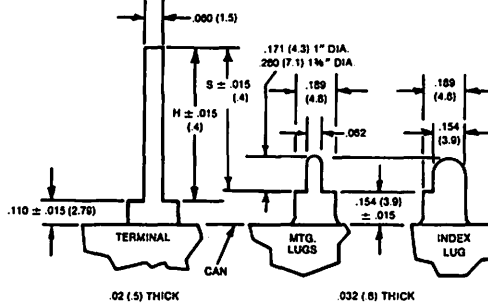


FP Chassis-Mounting Solder Terminals

1" and 1¾" diameter FP and KFP lugs are twist-tab self-mounting



STANDARD TERMINAL CODE 1-1" DIA. CODE 3-1¾" DIA.



PFP Printed CKT-Mounting Printed CKT Terminals

Terminal Code	1" & 1¾" DIA.		
	Total Blade H	Insert Length S	Total Blade H
1	.148 (3.8)	.105 (2.7)	.148 (3.8)
2	.234 (5.9)	.191 (4.8)	.234 (5.9)
3	.310 (7.9)	.268 (6.8)	.310 (7.9)
4	.392 (10.0)		.392 (10.0)
5	.627 (15.9)		.627 (15.9)

TERMINAL IDENTIFICATION

	1" DIA.	1¾" DIA.
SINGLE SECTION	Index Lug	Index Lug
DUAL SECTION	Index Lug	Index Lug
TRIPLE SECTION	Index Lug	Index Lug
QUADRUPLE SECTION		Index Lug

TERMINAL ASSIGNMENT

	1" DIA.			1¾" DIA.			
NEGATIVE CASE	Single Section	Dual Sections	Triple Sections	Single Section	Dual Sections	Triple Sections	Quadruple Sections
		Blank			Blank		
			Blank				Blank
FLOATING CASE							
		Blank (Neg.)				Blank (Neg.)	

HIGHEST-TO-LOWEST VOLTAGE TERMINAL SEQUENCE (If identical voltages use highest to lowest capacitance.)

Consult your local Mallory distributor for price information.