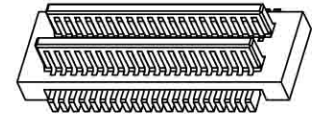



PCB LAYOUT



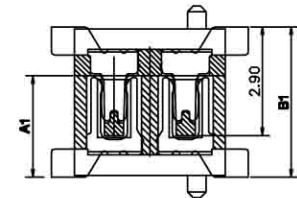
Specifications

1. Current Rating : 0.5A AC/DC
2. Voltage Rating : 50V AC/DC
3. Contact Resistance : 30m ohm. max.
4. Insulation Resistance : 100M ohm. min.at 100V DC
5. Withstanding Voltage : 100V AC for one minute
6. Operating Temperature Range : -20°C to +105°C

Material and Plating

1. Housing : High Temp. Plastic (Natural Color)UL94V-0
2. Contact : Phosphor Bronze
3. Plating : Gold Plating

Packing Number:800Pcs/Reel



Mating Draw (Ref)

**Mating Dimension


P/N(Male)	P/N(Female)	Female Height Dim A1	Mating Height Dim B1
B2M05-XXG-290	B2F05-XXG-220	2.20	3.50
B2M05-XXG-290	B2F05-XXG-270	2.70	4.00
B2M05-XXG-290	B2F05-XXG-320	3.20	4.50

**Contact Dimension

Contact	DIM. A	DIM. B	DIM. C	DIM. D	DIM. E	Contact	DIM. A	DIM. B	DIM. C	DIM. D	DIM. E	Contact	DIM. A	DIM. B	DIM. C	DIM. D	DIM. E
10	5.20	2.00	2.92	3.90	3.00	28	9.70	6.50	7.42	8.40	7.50	46	14.20	11.00	11.92	12.90	12.00
12	5.70	2.50	3.42	4.40	3.50	30	10.20	7.00	7.92	8.90	8.00	48	14.70	11.50	12.42	13.40	12.50
14	6.20	3.00	3.92	4.90	4.00	32	10.70	7.50	8.42	9.40	8.50	50	15.20	12.00	12.92	13.90	13.00
16	6.70	3.50	4.42	5.40	4.50	34	11.20	8.00	8.92	9.90	9.00	60	17.70	14.50	15.42	16.40	15.50
18	7.20	4.00	4.92	5.90	5.00	36	11.70	8.50	9.42	10.40	9.50	80	22.20	19.50	20.42	21.40	20.50
20	7.70	4.50	5.42	6.40	5.50	38	12.20	9.00	9.92	10.90	10.00	90	24.70	22.00	22.92	23.90	23.00
22	8.20	5.00	5.92	6.90	6.00	40	12.70	9.50	10.42	11.40	10.50	100	27.20	24.50	25.42	26.40	25.50
24	8.70	5.50	6.42	7.40	6.50	42	13.20	10.00	10.92	11.90	11.00	120	32.20	29.50	30.42	31.40	30.50
26	9.20	6.00	6.92	7.90	7.00	44	13.70	10.50	11.42	12.40	11.50						

How To Order

B2M05-XXG-290



RoHS Compliant

DESCRIPTION: 0.5mm Board To Board Male
2.9mm Height

PART NO: B2M05-XXG-290

A4

DRAWN:
Jeremy Liu

CHECKED:
Jerry Chen

APPROVAL:
Mike Wu

GENERAL TOLERANCE:

.X=±0.2
.XX=±0.15

UNIT: MM

SCALE:1:1

SHEET: 1 / 1

PROJECTION:

E			
D			
C			
B			
A	26-Apr-2004	New Mold	Jeremy Liu
REV	DATE	FILE	BY