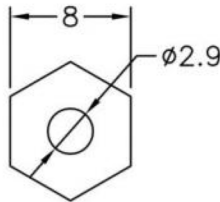
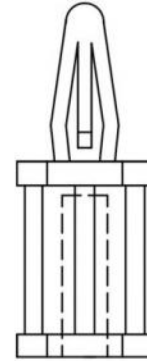
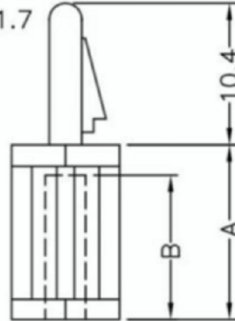


**⚠** This dwg is for reference only, Actual dwg should be based on formal engineering dwg.

P.C.B  $\phi 4.0$   
THICKNESS 1.2~1.7



Part#	A	B
BS-6	6.4	4.8
BS-9	9.5	8.0
BS-12	12.7	11.0
BS-14	14.0	12.7
BS-15S	15.0	13.0
BS-15	15.9	13.0
BS-19	19.1	16.2
BS-22	22.2	19.4
BS-25	25.4	24.0
BS-28	28.6	25.9
BS-29	29.0	25.9
BS-20-1	20.0	12.0

All measurement does not include gate which raises under 0.3mm.



the **vital**  
component

PART NUMBER		BS-xx	SPEC. DWG.	
TITLE				
MATERIAL			COLOR	
NYLON 66(UL) 94V-2			NATURAL	
SIZE	SCALE	UNIT	CHECK	
A4	2:1	mm	Z.C	