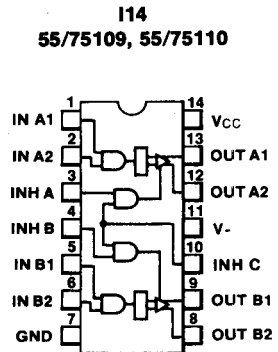
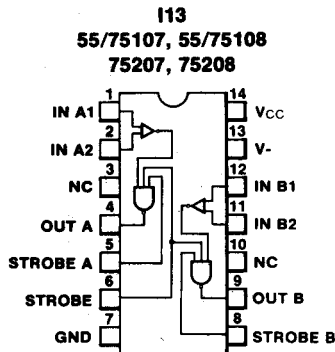
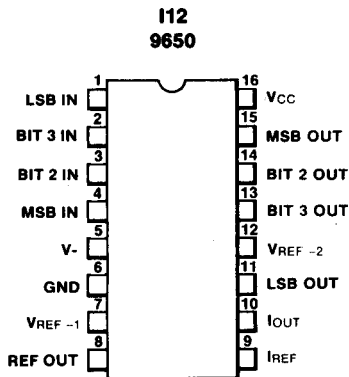
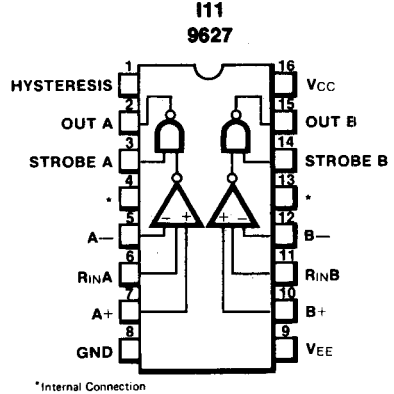
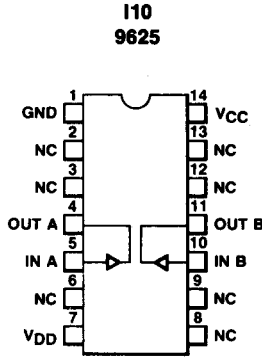
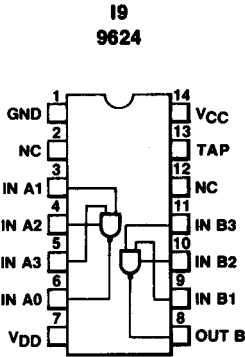
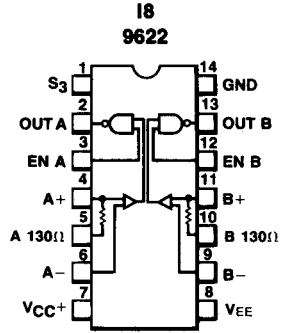
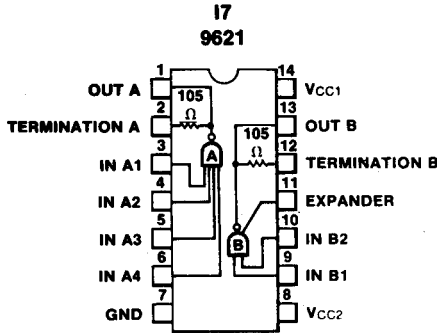


INTERFACE



FAIRCHILD INTERFACE

LINE DRIVERS/RECEIVERS/TRANSCIEVERS

LINE RECEIVERS (Cont'd)

Item	DEVICE NO. ⁽¹⁾	Function	Companion Driver	Output Compatibility	Input Threshold Sensitivity V _{TH} -V	Common Mode V	Hysteresis Capability	t _{pd} -ns (Typ)	Supply Voltage V	Power Dissipation mW (Typ)	Receivers per Package	Logic/Connection Diagram	Package(s)
1	55/75122	Triple	75121	TTL	—	+5.0	Yes	20	+5.0	315	3	I22	6B,9B
2	75124	Triple IBM-370	75123	TTL	—	+5.0	Yes	20	+5.0	315	3	I22	6B,9B
3	75154	Quad RS232	75150	TTL, DTL	2.2	±15	Yes	22	+5.0 +12	200	4	I38	6A,9A
4	75207	Dual	75109 75110	TTL	±10	±3.0	No	17	±5.0	130	2	I13	6A,9A
5	75208	Dual	75109 75110	TTL	±10	±3.0	No	19	±5.0	130	2	I13	6A,9A
6	95115	Quad	All ECL Logic	ECL	V _{REF}	+2.0	No	1.9	-5.2	95	4	E23	6B
7	95116	Triple	All ECL Logic	ECL	V _{REF}	+2.0	No	1.9	-5.2	75	3	E24	6B
8	96106	Quad 2-NOR Bus	96101	TTL	1.5	—	No	20	+5.0	90	4	D39	TO-86 6A,9A
9	100114	Quint	All ECL Logic	ECL	V _{REF}	±1.0	No	1.2	-4.5	380	5	E25	4Q

TRANSCIEVERS

Item	DEVICE NO.	Function ⁽²⁾	Driver Output Current-mA	Receiver Output Current-mA	Hysteresis Capability	Receiver t _{pd} -ns	Driver t _{pd} -ns	Transceivers per Package	Logic/Connection Diagram	Package(s)
10	8T26	Quad 3S	40	16	—	13	16	4	I53	6B,9B
11	8T28	Quad 3S	40	16	—	13	16	4	I54	6B,9B
12	9640/26S10	Quad OC Inverting	100	20	—	15	18	4	I37	6B,9B
13	9641/26S11	Quad OC	100	20	—	15	20	4	I55	6B,9B
14	9642	Quad OC Inverting	100	20	0.6V	15	18	4	I56	6B,9B

1. In some cases, only commercial temperature range devices are given. Please request specific information for military versions.

2. OC = open collector, 3S = 3-state