

PCB terminal block - MKDS 5 HV/ 3-9,52 - 1904150

Please be informed that the data shown in this PDF Document is generated from our Online Catalog. Please find the complete data in the user's documentation. Our General Terms of Use for Downloads are valid (<http://phoenixcontact.com/download>)



PCB terminal block, Nominal current: 32 A, Nom. voltage: 1000 V, Pitch: 9.52 mm, Number of positions: 3, Connection method: Screw connection with tension sleeve, Mounting: Wave soldering, Conductor/PCB connection direction: 0 °, Color: green, The article can be aligned to create different nos. of positions!

The figure shows a 2-pos. version of the product

Product Features

- Versions with anti-rotation pins (MKDSV, recommended for 2-pos. connections)
- MKDS 5N HV high-voltage PCB terminal blocks with increased clearances and creepage distances
- Unlimited 600 V UL approval thanks to compact zigzag pinning (MKDS 5N HV/...ZB-6,35 and MKDS 5 HV/...-9,52-Z)



Key Commercial Data

Packing unit	1 pc
Minimum order quantity	50 pc
Weight per Piece (excluding packing)	9.81 g
Custom tariff number	85369010
Country of origin	Poland

Technical data

Dimensions

Length	28.56 mm
Pitch	9.52 mm
Dimension a	19.04 mm
Width	16 mm
Constructional height	22 mm
Height	21.5 mm
Length of the solder pin	5.2 mm
Pin dimensions	0,9 x 0,9 mm

PCB terminal block - MKDS 5 HV/ 3-9,52 - 1904150

Technical data

Dimensions

Hole diameter	1.3 mm
---------------	--------

General

Range of articles	MKDS 5 HV
Insulating material group	I
Rated surge voltage (III/3)	8 kV
Rated surge voltage (III/2)	8 kV
Rated surge voltage (II/2)	6 kV
Rated voltage (III/3)	800 V
Rated voltage (III/2)	1000 V
Rated voltage (II/2)	1000 V
Connection in acc. with standard	EN-VDE
Nominal current I_N	32 A
Nominal cross section	4 mm ²
Maximum load current	32 A
Insulating material	PA
Solder pin surface	Sn
Flammability rating according to UL 94	V0
Internal cylindrical gage	A4
Stripping length	8 mm
Number of positions	3
Screw thread	M3
Tightening torque, min	0.5 Nm
Tightening torque max	0.6 Nm

Connection data

Conductor cross section solid min.	0.2 mm ²
Conductor cross section solid max.	6 mm ²
Conductor cross section flexible min.	0.2 mm ²
Conductor cross section flexible max.	4 mm ²
Conductor cross section flexible, with ferrule without plastic sleeve min.	0.25 mm ²
Conductor cross section flexible, with ferrule without plastic sleeve max.	4 mm ²
Conductor cross section flexible, with ferrule with plastic sleeve min.	0.25 mm ²
Conductor cross section flexible, with ferrule with plastic sleeve max.	4 mm ²
Conductor cross section AWG min.	24
Conductor cross section AWG max.	10
2 conductors with same cross section, solid min.	0.2 mm ²
2 conductors with same cross section, solid max.	1.5 mm ²

PCB terminal block - MKDS 5 HV/ 3-9,52 - 1904150

Technical data

Connection data

2 conductors with same cross section, stranded min.	0.2 mm ²
2 conductors with same cross section, stranded max.	1.5 mm ²
2 conductors with same cross section, stranded, ferrules without plastic sleeve, min.	0.25 mm ²
2 conductors with same cross section, stranded, ferrules without plastic sleeve, max.	0.75 mm ²
2 conductors with same cross section, stranded, TWIN ferrules with plastic sleeve, min.	0.5 mm ²
2 conductors with same cross section, stranded, TWIN ferrules with plastic sleeve, max.	2.5 mm ²

Standards and Regulations

Connection in acc. with standard	EN-VDE
	CUL
Flammability rating according to UL 94	V0

Classifications

eCl@ss

eCl@ss 4.0	27141109
eCl@ss 4.1	27141109
eCl@ss 5.0	27141190
eCl@ss 5.1	27141190
eCl@ss 6.0	27261101
eCl@ss 7.0	27440401
eCl@ss 8.0	27440401
eCl@ss 9.0	27440401

ETIM

ETIM 3.0	EC001121
ETIM 4.0	EC002643
ETIM 5.0	EC002643

UNSPSC

UNSPSC 6.01	30211801
UNSPSC 7.0901	39121432
UNSPSC 11	39121432
UNSPSC 12.01	39121432
UNSPSC 13.2	39121432

PCB terminal block - MKDS 5 HV/ 3-9,52 - 1904150

Approvals

Approvals

Approvals

SEV / CCA / IEC EE CB Scheme / SEV / EAC / EAC / cULus Recognized / cULus Recognized


Ex Approvals

Approvals submitted

Approval details

SEV	
mm ² /AWG/kcmil	6.0
Nominal current I _N	32 A
Nominal voltage U _N	690 V

CCA

IECEE CB Scheme 

SEV	
mm ² /AWG/kcmil	6
Nominal voltage U _N	690 V

EAC

EAC

PCB terminal block - MKDS 5 HV/ 3-9,52 - 1904150

Approvals

cULus Recognized			
	B	C	D
mm ² /AWG/kcmil	30-10	30-10	30-10
Nominal current I _N	30 A	30 A	5 A
Nominal voltage U _N	300 V	300 V	600 V



Accessories

Accessories

Screwdriver tools

Screwdriver - SZS 0,6X3,5 - 1205053



Actuation tool, for ST terminal blocks, insulated, also suitable for use as a bladed screwdriver, size: 0.6 x 3.5 x 100 mm, 2-component grip, with non-slip grip

Terminal marking

Marker strip - SK 5,0 WH:REEL - 0805221



Marker strip, Roll, white, unlabeled, can be labeled with: THERMOMARK ROLL, THERMOMARK X, THERMOMARK S1.1, THERMOMARK ROLL X1, Mounting type: Adhesive, Lettering field: continuous x 5 mm

Additional products

PCB terminal block - MKDS 5 HV/ 2-9,52 - 1902547

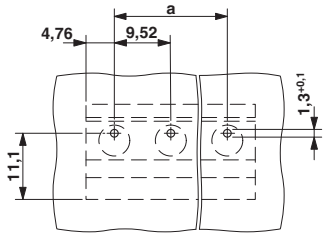


PCB terminal block, Nominal current: 32 A, Nom. voltage: 1000 V, Pitch: 9.52 mm, Number of positions: 2, Connection method: Screw connection with tension sleeve, Mounting: Wave soldering, Conductor/PCB connection direction: 0 °, Color: green, The article can be aligned to create different nos. of positions! If used purely as 2-pos., we recommend version MKDSV 5 HV with anti-rotation pins.

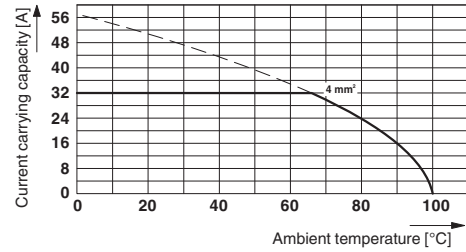
PCB terminal block - MKDS 5 HV/ 3-9,52 - 1904150

Drawings

Drilling diagram

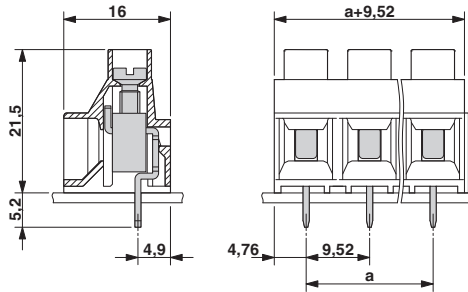


Diagram



Type: MKDS 5 HV/2-9,52 and MKDS 5 HV/3-9,52
Test following DIN EN 60512-5-2:2003-01
Reduction factor = 1
No. of positions: 5

Dimensional drawing



Mouser Electronics

Authorized Distributor

Click to View Pricing, Inventory, Delivery & Lifecycle Information:

[Phoenix Contact:](#)

[1904150](#)