

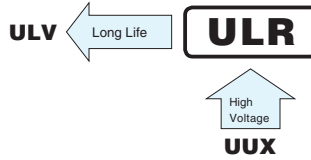
ULR

Chip Type, High Voltage.



For SMD

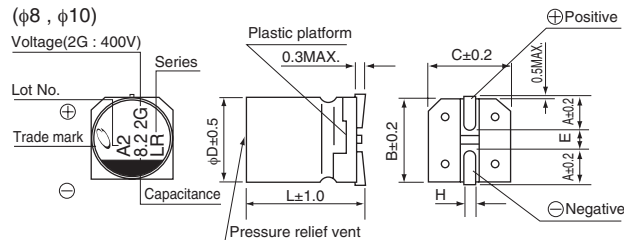
- Chip Type, high Voltage.
- Applicable to automatic mounting machine using carrier tape.
- Compliant to the RoHS directive (2011/65/EU).
- AEC-Q200 compliant. Please contact us for details.



Specifications

Item	Performance Characteristics						
Category Temperature Range	-40 to +105°C						
Rated Voltage Range	160 to 500V						
Rated Capacitance Range	2.7 to 39μF						
Capacitance Tolerance	±20% at 120Hz, 20°C						
Leakage Current	After 1 minute's application of rated voltage at 20°C, leakage current is not more than 0.04CV +100(μA).						
Tangent of loss angle (tan δ)	Measurement frequency : 120Hz at 20°C						
	Rated voltage (V)	160	200	250	400	450	500
Stability at Low Temperature	Measurement frequency: 120Hz						
	Impedance ratio ZT / Z20 (MAX.)	Z-40°C / Z+20°C	6	6	10	10	15
Endurance	The specifications listed at right shall be met when the capacitors are restored to 20°C after the rated voltage is applied for 3000 hours at 105°C.						
	Capacitance change	Within ±20% of the initial capacitance value					
Shelf Life	After storing the capacitors under no load at 105°C for 1000 hours and then performing voltage treatment based on JIS C 5101-4 clause 4.1 at 20°C, they shall meet the specified values for the endurance characteristics listed above.						
	tan δ	200% or less than the initial specified value					
Resistance to soldering heat	The capacitors are kept on a hot plate for 30 seconds, which is maintained at 250°C and then performing voltage treatment based on JIS C 5101-4 clause 4.1 at 20°C, they shall meet the characteristic requirements listed at right when they are removed from the plate.						
	Leakage current	Less than or equal to the initial specified value					
Marking	Black print on the case top.						

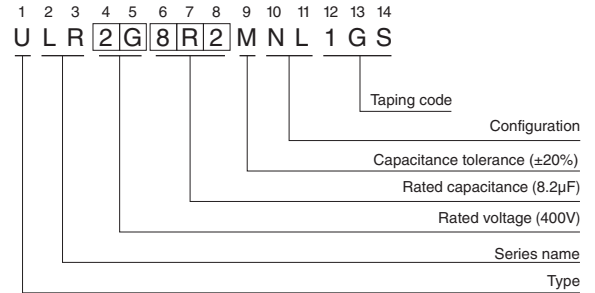
Chip Type



$\phi D \times L$	8 × 10	10 × 10	10 × 13.5
A	2.9	3.2	3.2
B	8.3	10.3	10.3
C	8.3	10.3	10.3
E	3.1	4.5	4.5
L	10	10	13.5
H	0.8 to 1.1	0.8 to 1.1	0.8 to 1.1

Voltage	V	160	200	250	400	450	500
Code	2C	2D	2E	2G	2W	2H	

Type numbering system (Example : 400V 8.2μF)



Dimensions

Cap.(μF)	Code	V 160		V 200		V 250		V 400		V 450		V 500	
		2C		2D		2E		2G		2W		2H	
2.7	2R7											8 × 10	20
3.9	3R9									8 × 10	25	10 × 10	35
4.7	4R7							8 × 10	35				
5.6	5R6											10 × 13.5	40
6.8	6R8												
8.2	8R2							10 × 10	50				
10	100					8 × 10	35						
12	120							10 × 13.5	55				
15	150	8 × 10	50	8 × 10	50								
22	220			10 × 10	65	10 × 13.5	55						
27	270	10 × 10	65										
33	330			10 × 13.5	70								
39	390	10 × 13.5	70									Case size $\phi D \times L$ (mm)	Rated ripple

Rated ripple current (mArms) at 105°C 120Hz

Frequency coefficient of rated ripple current

Frequency	50 Hz	120 Hz	300 Hz	1 kHz	10 kHz or more
Coefficient	0.80	1.00	1.25	1.40	1.60

- Taping specifications are given in page 23.
- Recommended land size, soldering by reflow are given in page 18, 19.
- Please refer to page 3 for the minimum order quantity.

Mouser Electronics

Authorized Distributor

Click to View Pricing, Inventory, Delivery & Lifecycle Information:

Nichicon:

[ULR2D120MNL1GS](#) [ULR2E100MNL1GS](#) [ULR2E150MNL1GS](#) [ULR2G4R7MNL1GS](#) [ULR2H2R7MNL1GS](#)
[ULR2G120MNL1GS](#) [ULR2C270MNL1GS](#) [ULR2D220MNL1GS](#) [ULR2W100MNL1GS](#) [ULH2W5R6MNL1GS](#)
[ULR2C390MNL1GS](#) [ULR2W3R9MNL1GS](#) [ULR2H3R9MNL1GS](#) [ULR2C150MNL1GS](#) [ULR2H5R6MNL1GS](#)
[ULR2G8R2MNL1GS](#) [ULR2E220MNL1GS](#) [ULR2D330MNL1GS](#)