

DRC13-70PB-B027 ✓ ACTIVE

DEUTSCH | DEUTSCH DRC

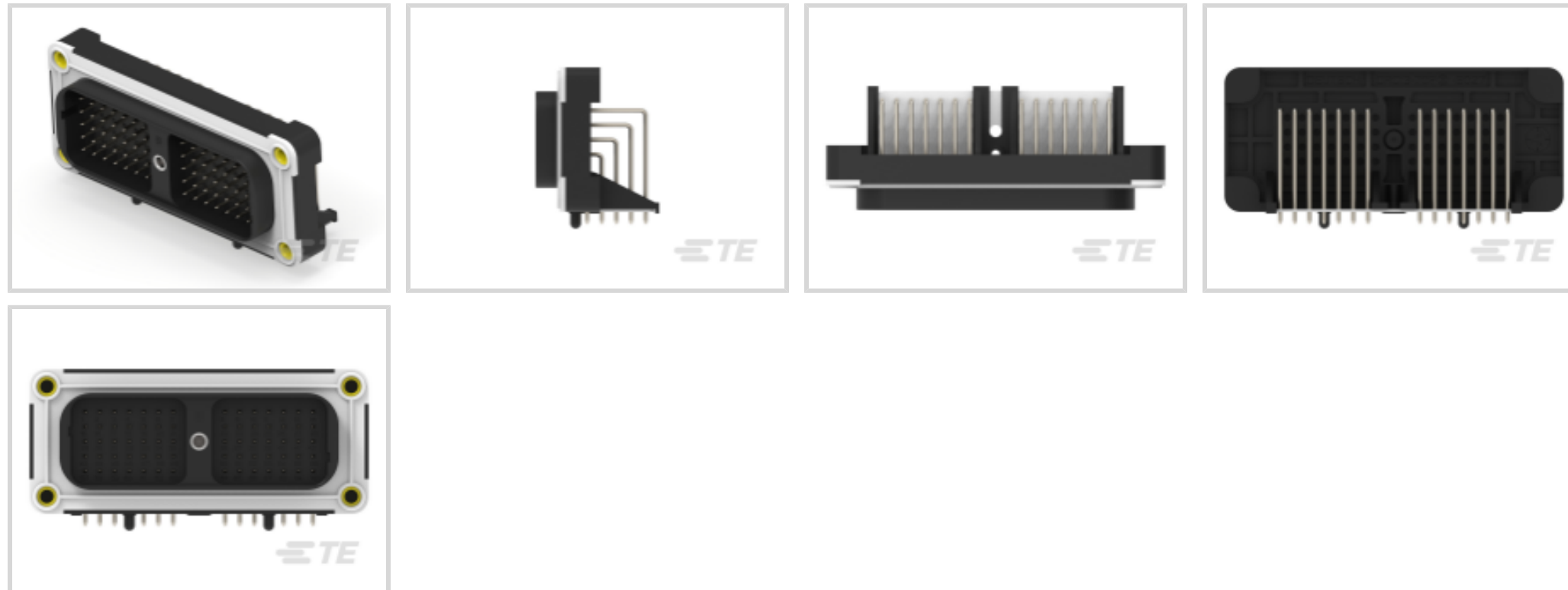
TE Internal #: DRC13-70PB-B027

Right Angle, Wire-to-Board, 70 Position, 5.45 mm [.216 in]
Centerline, Nickel, Through Hole - Solder, Sealable, Power &
Signal, Black, Box

[View on TE.com >](#)



Connectors > PCB Connectors > PCB Headers & Receptacles > DEUTSCH DRC Headers



Connector System: **Wire-to-Board**

Number of Positions: **70**

Number of Rows: **5**

Centerline (Pitch): **5.45 mm [.216 in]**

PCB Mount Orientation: **Right Angle**

[All DEUTSCH DRC Headers \(44\)](#)

Features

Product Type Features

Mixed & Hybrid Header	No
Connector System	Wire-to-Board
Sealable	Yes
Connector & Contact Terminates To	Wire & Cable

Configuration Features

Number of Sections	2
Number of Signal Positions	70
Number of Positions	70
Number of Rows	5
PCB Mount Orientation	Right Angle

Electrical Characteristics

Voltage Rating (Max)	250 VAC
----------------------	---------



Nominal Voltage Architecture	12 V, 24 V
------------------------------	------------

Operating Voltage	250 VAC
-------------------	---------

Body Features

Connector & Keying Code	B
-------------------------	---

Primary Product Color	Black
-----------------------	-------

Contact Features

Mating Pin Diameter	1.59 mm[.063 in]
---------------------	------------------

Contact Mating Area Plating Material	Nickel
--------------------------------------	--------

Contact Current Rating (Max)	13 A
------------------------------	------

Termination Features

Termination Method to Printed Circuit Board	Through Hole - Solder
---	-----------------------

Mechanical Attachment

Mounting Holes	With
----------------	------

Mating Retention	With
------------------	------

Panel Mount Feature	With
---------------------	------

PCB Mount Retention Type	Mounting Screw
--------------------------	----------------

Mating Retention Type	Locking Interface
-----------------------	-------------------

Connector Mounting Type	Board Mount
-------------------------	-------------

PCB Mount Alignment	With
---------------------	------

PCB Mount Retention	With
---------------------	------

Housing Features

Centerline (Pitch)	5.45 mm[.216 in]
--------------------	------------------

Dimensions

Connector Length	46.3 mm[1.822 in]
------------------	-------------------

Connector Width	127 mm[5 in]
-----------------	--------------

PCB Thickness (Recommended)	.78 – 2.36 mm[.031 – .093 in]
-----------------------------	-------------------------------

Profile Height from PCB	54 mm[2.126 in]
-------------------------	-----------------

Usage Conditions

Operating Temperature (Max)	125 °C[257 °F]
-----------------------------	----------------

Operating Temperature Range	-55 – 125 °C[-67 – 257 °F]
-----------------------------	----------------------------

Operation/Application

Shielded	No
----------	----



Circuit Application	Power & Signal
---------------------	----------------

Industry Standards

Degree of Protection	Not Tested
UL Flammability Rating	Not tested

Packaging Features

Packaging Quantity	24
Packaging Method	Box

Other

Interface Number	DRC14-70PX
------------------	------------

Product Compliance

[For compliance documentation, visit the product page on TE.com>](#)

EU RoHS Directive 2011/65/EU	Compliant
EU ELV Directive 2000/53/EC	Compliant
China RoHS 2 Directive MIIT Order No 32, 2016	No Restricted Materials Above Threshold
EU REACH Regulation (EC) No. 1907/2006	Current ECHA Candidate List: JAN 2024 (240) Candidate List Declared Against: JUNE 2022 (224) Does not contain REACH SVHC
Halogen Content	Low Halogen - Br, Cl, F, I < 900 ppm per homogenous material. Also BFR/CFR/PVC Free
Solder Process Capability	Not reviewed for solder process capability

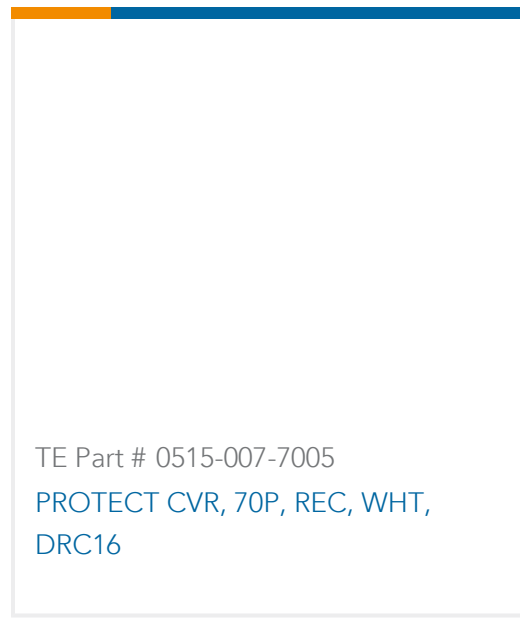
Product Compliance Disclaimer

This information is provided based on reasonable inquiry of our suppliers and represents our current actual knowledge based on the information they provided. This information is subject to change. The part numbers that TE has identified as EU RoHS compliant have a maximum concentration of 0.1% by weight in homogenous materials for lead, hexavalent chromium, mercury, PBB, PBDE, DBP, BBP, DEHP, DIBP, and 0.01% for cadmium, or qualify for an exemption to these limits as defined in the Annexes of Directive 2011/65/EU (RoHS2). Finished electrical and electronic equipment products will be CE marked as required by Directive 2011/65/EU. Components may not be CE marked. Additionally, the part numbers that TE has identified as EU ELV compliant have a maximum concentration of 0.1% by weight in homogenous materials for lead, hexavalent chromium, and mercury, and 0.01% for cadmium, or qualify for an exemption to these limits as defined in the Annexes of Directive 2000/53/EC (ELV). Regarding the REACH Regulation, the information TE provides on SVHC in articles for this part number is based on the latest European Chemicals Agency (ECHA) 'Guidance on requirements for substances in articles' posted at this URL: <https://echa.europa.eu/guidance-documents/guidance-on-reach>

Compatible Parts

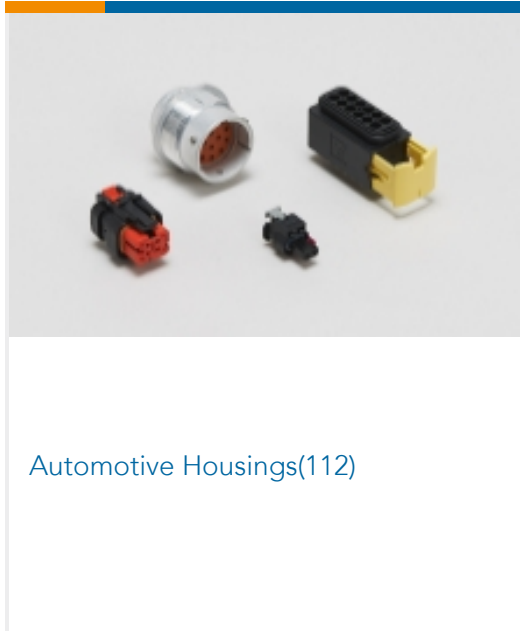


TE Part # CAT-D799-CH8172
DEUTSCH DRC Housings




TE Part # 0515-007-7005
PROTECT CVR, 70P, REC, WHT,
DRC16

Also in the Series | DEUTSCH DRC



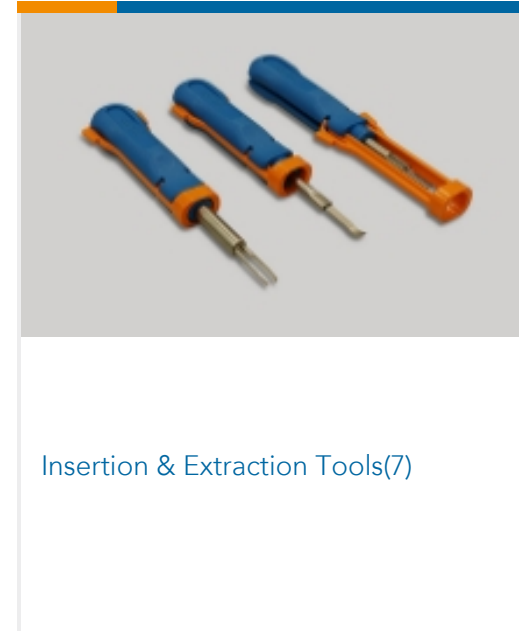
Automotive Housings(112)



Connector Backshells(6)



Connector Strain Relief(3)



Insertion & Extraction Tools(7)



PCB Headers & Receptacles(44)

Customers Also Bought



TE Part #5-2176070-3
3521 1K5 1% 2W



TE Part #3-826926-6
36P AMPMODU II STIFT LEI



TE Part #DRC13-70PD-B027
HDR, 70P, BLK, RA, M5, FLG, NI/CU, D



TE Part #154717-E
SMCB 12 F AB VV 7-03 CL * H007 137
E002



TE Part #214025-E
SRCP 1,27 4 F 1 I2426 137 * 162 1,07
TRA



TE Part #214038-E
SRCP 1,27 6 F 1 I2426 137 * 162 1,07
TRA



TE Part #CSI-UFFR-100-UFFR
U.FL/MHF1 to U.FL/MHF1 100mm 1.13
OD



TE Part #CSI-UFFR-200-UFFR
U.FL/MHF1 to U.FL/MHF1 200mm 1.13
OD



Documents

Product Drawings

HDR, 70P, BLK, RA, M5, FLG, NI/CU, B

English

CAD Files

Customer View Model

[ENG_CVM_CVM_DRC13-70PB-B027_B.2d_dxf.zip](#)

English

Customer View Model

[ENG_CVM_CVM_DRC13-70PB-B027_B.3d_igs.zip](#)

English

Customer View Model

[ENG_CVM_CVM_DRC13-70PB-B027_B.3d_stp.zip](#)

English

3D PDF

3D

By downloading the CAD file I accept and agree to the [Terms and Conditions](#) of use.

Product Specifications

[Engineering Report](#)

English