


Plug-In

# Voltage Controlled Oscillator

## POS-150+

Linear Tuning 75 to 150 MHz



CASE STYLE: A06

### Features

- low load pulling, 0.8 MHz typ.
- excellent harmonic suppression, -23 dBc typ.
- hermetically sealed

### Applications

- test instruments
- signal generators

**+RoHS Compliant**

The +Suffix identifies RoHS Compliance. See our web site for RoHS Compliance methodologies and qualifications

### Electrical Specifications

FREQUENCY (MHz)		POWER OUTPUT (dBm)	TUNING VOLTAGE (V)		PHASE NOISE (dBc/Hz) SSB at offset frequencies: Typ.				PULLING pk-pk @ 12 dB (MHz)	PUSHING (MHz/V)	TUNING SENSITIVITY (MHz/V)	HARMONICS (dBc)		3 dB MODULATION BANDWIDTH (MHz)	DC OPERATING POWER	
Min.	Max.	Typ.	Min.	Max.	1 kHz	10 kHz	100 kHz	1 MHz	Typ.	Typ.	Typ.	Typ.	Max.	Typ.	Vcc (volts)	Current (mA) Max.
75	150	+9.5	1	16	-80	-103	-127	-147	0.8	0.3	5.8-6.7	-23	-17	0.1	12	20

### Pin Connections

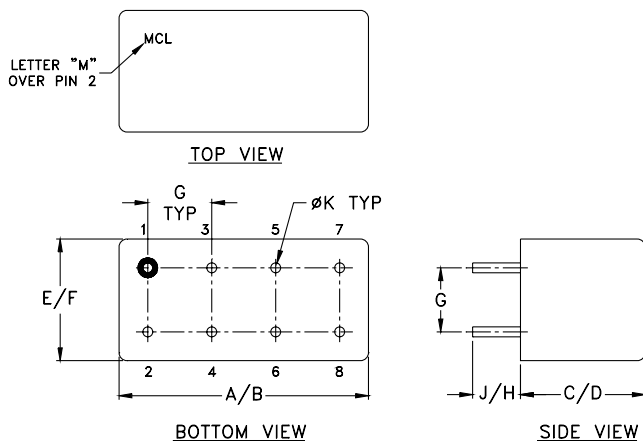
RF OUT	2
VCC	1
V-TUNE	8
GROUND	3,4,5,6,7
CASE GROUND	3,4,5,6,7

### Maximum Ratings

Operating Temperature	-55°C to 85°C
Storage Temperature	-55°C to 100°C
Absolute Max. Supply Voltage (Vcc)	+16V
Absolute Max. Tuning Voltage (Vtune)	+18V

all specifications: 50 ohm system  
Permanent damage may occur if any of these limits are exceeded.

### Outline Drawing



### Outline Dimensions (inch/mm)

A	B	C	D	E	F	G	H	J	K	wt
.770	.800	.285	.310	.370	.400	.200	.20	.14	.031	grams
19.558	20.32	7.239	7.874	9.398	10.16	5.08	5.08	3.556	0.7874	5.2

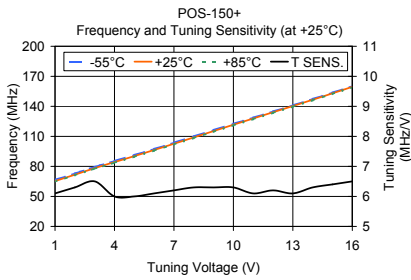
#### Notes

- Performance and quality attributes and conditions not expressly stated in this specification document are intended to be excluded and do not form a part of this specification document.
- Electrical specifications and performance data contained in this specification document are based on Mini-Circuit's applicable established test performance criteria and measurement instructions.
- The parts covered by this specification document are subject to Mini-Circuits standard limited warranty and terms and conditions (collectively, "Standard Terms"); Purchasers of this part are entitled to the rights and benefits contained therein. For a full statement of the Standard Terms and the exclusive rights and remedies thereunder, please visit Mini-Circuits' website at [www.minicircuits.com/MCLStore/terms.jsp](http://www.minicircuits.com/MCLStore/terms.jsp)

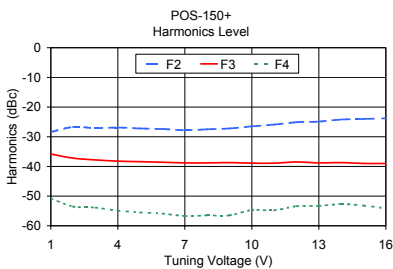
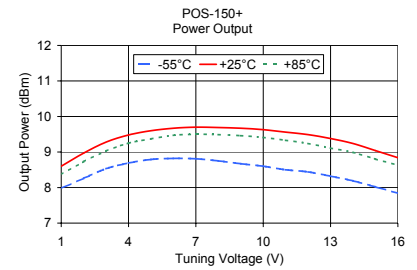


# Performance Data & Curves

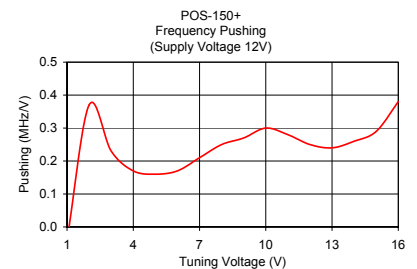
# POS-150+



V TUNE	TUNING SENS. (MHz/V)	FREQUENCY (MHz)			POWER OUTPUT (dBm)		
		-55°C	+25°C	+85°C	-55°C	+25°C	+85°C
1.00	6.10	66.63	65.35	64.63	7.98	8.60	8.37
2.00	6.30	72.93	71.66	71.18	8.26	8.97	8.73
3.00	6.50	79.40	78.21	77.65	8.53	9.28	9.03
4.00	6.00	85.40	84.28	83.65	8.69	9.48	9.25
5.00	6.00	91.36	90.28	89.62	8.79	9.60	9.37
6.00	6.10	97.45	96.38	95.70	8.82	9.67	9.47
7.00	6.20	103.66	102.60	101.92	8.81	9.70	9.50
8.00	6.30	110.00	108.93	108.25	8.75	9.69	9.49
9.00	6.30	116.31	115.30	114.62	8.67	9.67	9.46
10.00	6.30	122.58	121.62	120.93	8.60	9.63	9.41
11.00	6.10	128.71	127.81	127.16	8.50	9.56	9.33
12.00	6.20	134.91	134.06	133.41	8.44	9.49	9.24
13.00	6.10	141.03	140.28	139.66	8.32	9.38	9.11
14.00	6.30	147.35	146.58	146.00	8.19	9.24	8.99
15.00	6.40	153.73	153.01	152.43	8.02	9.04	8.80
16.00	6.50	160.21	159.51	158.95	7.84	8.84	8.63



V TUNE	HARMONICS (dBc)			FREQ. PUSHING (MHz/V)
	F2	F3	F4	
1.00	-28.40	-35.80	-50.80	-0.04
2.00	-26.70	-37.20	-53.50	0.37
3.00	-27.10	-37.80	-53.90	0.23
4.00	-26.90	-38.20	-54.90	0.17
5.00	-27.20	-38.40	-55.50	0.16
6.00	-27.40	-38.60	-55.90	0.17
7.00	-27.80	-38.80	-56.70	0.21
8.00	-27.50	-38.80	-56.50	0.25
9.00	-27.20	-38.70	-56.50	0.27
10.00	-26.50	-38.90	-54.70	0.30
11.00	-25.90	-38.90	-54.80	0.28
12.00	-25.10	-38.50	-53.40	0.25
13.00	-24.90	-38.80	-53.30	0.24
14.00	-24.20	-38.70	-52.70	0.26
15.00	-24.00	-39.00	-53.20	0.29
16.00	-23.80	-39.00	-54.10	0.38



**Notes**

- A. Performance and quality attributes and conditions not expressly stated in this specification document are intended to be excluded and do not form a part of this specification document.
- B. Electrical specifications and performance data contained in this specification document are based on Mini-Circuits' applicable established test performance criteria and measurement instructions.
- C. The parts covered by this specification document are subject to Mini-Circuits standard limited warranty and terms and conditions (collectively, "Standard Terms"); Purchasers of this part are entitled to the rights and benefits contained therein. For a full statement of the Standard Terms and the exclusive rights and remedies thereunder, please visit Mini-Circuits' website at [www.minicircuits.com/MCLStore/terms.jsp](http://www.minicircuits.com/MCLStore/terms.jsp)

# Voltage Controlled Oscillator

POS-150+

## Typical Performance Data

V TUNE	TUNE SENS (MHz/V)	FREQUENCY (MHz)			POWER OUTPUT (dBm)			HARMONICS (dBc)			FREQ. PUSH (MHz/V)	FREQ OFFSET (KHz)	PHASE NOISE (dBc/Hz)
		-55°C	+25°C	+85°C	-55°C	+25°C	+85°C	F2	F3	F4			
1.0	6.10	67.0	65.4	64.6	7.98	8.60	8.37	-28.4	-35.8	-50.8	-0.04	1	-80
2.0	6.30	72.9	71.7	71.2	8.26	8.97	8.73	-26.7	-37.2	-53.5	0.37	10	-103
3.0	6.50	79.4	78.2	77.7	8.53	9.28	9.03	-27.1	-37.8	-53.9	0.23	100	-127
4.0	6.00	85.4	84.3	83.7	8.69	9.48	9.25	-26.9	-38.2	-54.9	0.17	1000	-147
5.0	6.00	91.4	90.3	89.6	8.79	9.60	9.37	-27.2	-38.4	-55.5	0.16		
6.0	6.10	97.5	96.4	95.7	8.82	9.67	9.47	-27.4	-38.6	-55.9	0.17		
7.0	6.20	103.7	102.6	101.9	8.81	9.70	9.50	-27.8	-38.8	-56.7	0.21		
8.0	6.30	110.0	108.9	108.3	8.75	9.69	9.49	-27.5	-38.8	-56.5	0.25		
9.0	6.30	116.3	115.3	114.6	8.67	9.67	9.46	-27.2	-38.7	-56.5	0.27		
10.0	6.30	122.6	121.6	120.9	8.60	9.63	9.41	-26.5	-38.9	-54.7	0.30		
11.0	6.10	128.7	127.8	127.2	8.50	9.56	9.33	-25.9	-38.9	-54.8	0.28		
12.0	6.20	134.9	134.1	133.4	8.44	9.49	9.24	-25.1	-38.5	-53.4	0.25		
13.0	6.10	141.0	140.3	139.7	8.32	9.38	9.11	-24.9	-38.8	-53.3	0.24		
14.0	6.30	147.4	146.6	146.0	8.19	9.24	8.99	-24.2	-38.7	-52.7	0.26		
15.0	6.40	153.7	153.0	152.4	8.02	9.04	8.80	-24.0	-39.0	-53.2	0.29		
16.0	6.50	160.2	159.5	159.0	7.84	8.84	8.63	-23.8	-39.0	-54.1	0.38		

REV. X1  
 POS-150+  
 070201  
 Page 1 of 1



IF/RF MICROWAVE COMPONENTS • ISO 9001 ISO 14001 AS 9100 CERTIFIED RoHS compliant  
 P.O. Box 350166, Brooklyn, New York 11235-0003 (718) 934-4500 Fax (718) 332-4661



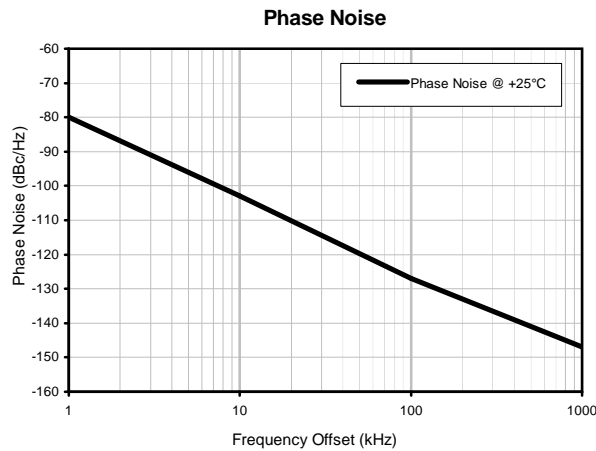
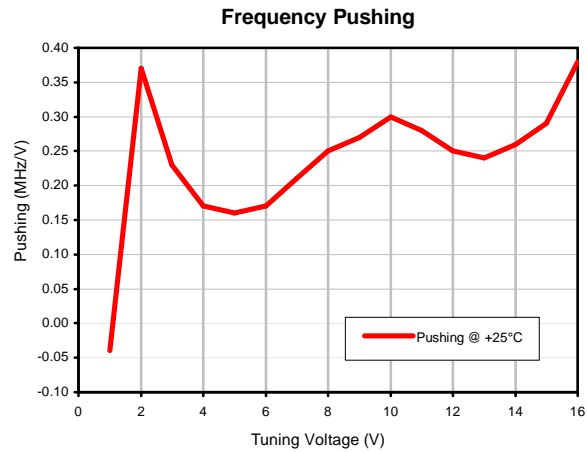
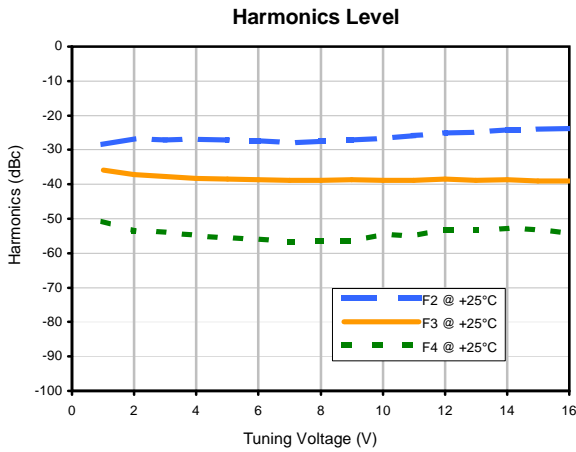
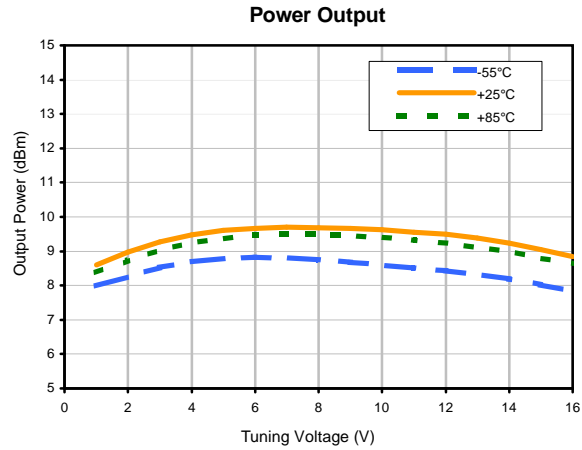
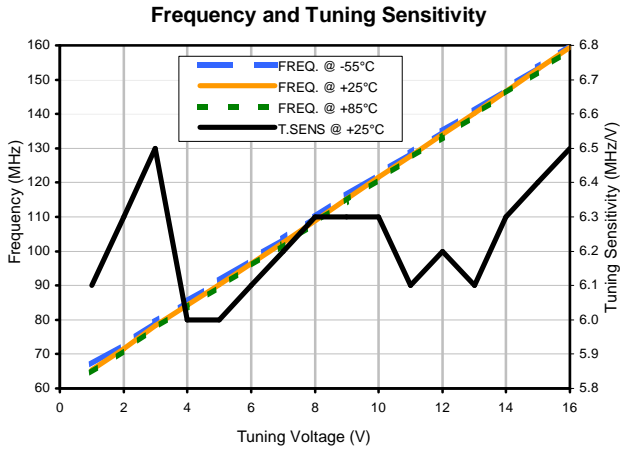
The Design Engineers Search Engine finds the model you need, Instantly • For detailed performance specs & shopping online see



# Voltage Controlled Oscillator

POS-150+

## Typical Performance Data



REV. X1  
 POS-150+  
 070201  
 Page 1 of 1



The Design Engineers Search Engine finds the model you need, Instantly • For detailed performance specs & shopping online see [minicircuits.com](http://www.minicircuits.com)

IF/RF MICROWAVE COMPONENTS • ISO 9001 ISO 14001 AS 9100 CERTIFIED RoHS compliant  
 P.O. Box 350166, Brooklyn, New York 11235-0003 (718) 934-4500 Fax (718) 332-4661

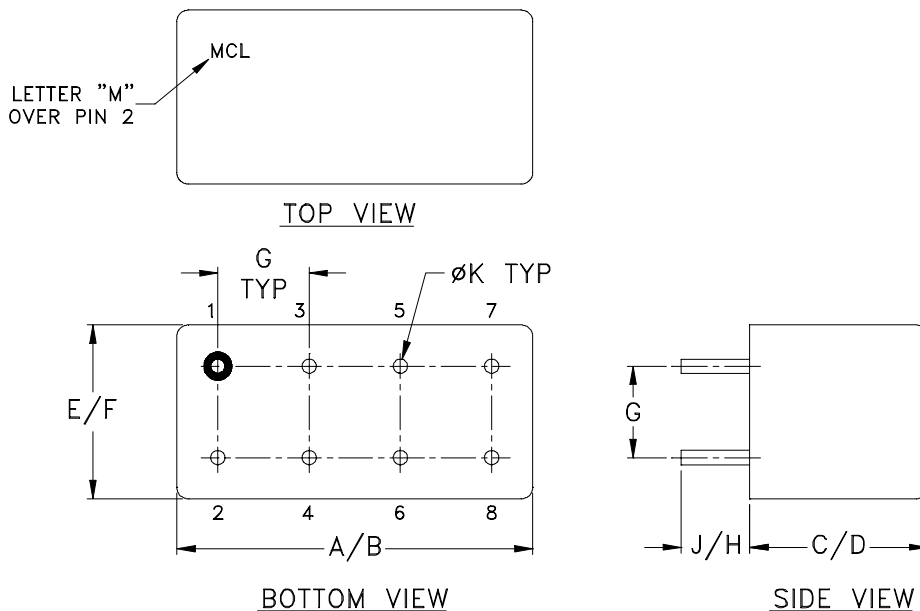


# Case Style

# A

A01  
A04  
A05  
A06

## Outline Dimensions



CASE#	A	B	C	D	E	F	G	H	J	K	WT, GRAM
A01			.385 (9.78)	.400 (10.16)							5.2
A04	.770 (19.56)	.800 (20.32)	.200 (5.08)	.210 (5.33)	.370 (9.40)	.400 (10.16)	.200 (5.08)	.20 (5.08)	.14 (3.56)	.031 (.79)	3.7
A05			.240 (6.10)	.250 (6.35)							3.7
A06			.285 (7.24)	.310 (7.87)							5.2

Dimensions are in inches (mm). Tolerances: 2 Pl.  $\pm .03$ ; 3 Pl.  $\pm .015$

### Notes:

- Header material: C.R.S.  
Pin material: #52 alloy.  
Cover material: Cupro-Nickel.
- Pin finish: Electro Tin-Silver.
- Insulated spacer available. Request P/N B14-045-01.
- Tolerance on pin diameter  $\pm .005$  inch.
- Glass meniscus 0.015 inch max.
- Blue bead indicates Pin 1. Pin numbers do not appear on unit, for reference only.

**Mini-Circuits**<sup>®</sup>

Distribution Centers NORTH AMERICA 800-654-7949 • 417-335-5935 • Fax 417-335-5945 • EUROPE 44-1252-832600 • Fax 44-1252-837010

Mini-Circuits ISO 9001 & ISO 14001 Certified

INTERNET <http://www.minicircuits.com>

P.O. Box 350166, Brooklyn, New York 11235-0003 (718) 934-4500 Fax (718) 332-4661

All Mini-Circuits products are manufactured under exacting quality assurance and control standards, and are capable of meeting published specifications after being subjected to any or all of the following physical and environmental test.

Specification	Test/Inspection Condition	Reference/Spec
Operating Temperature	-55° to 100° C Ambient Environment	Individual Model Data Sheet
Storage Temperature	-55° to 100° C Ambient Environment	Individual Model Data Sheet
Thermal Shock	-55° to 100°C, 100 cycles	MIL-STD-202, Method 107, Condition A-3, except +100°C
Vibration (High Frequency)	20g peak, 10-2000 Hz, 12 times in each of three perpendicular directions (total 36)	MIL-STD-202, Method 204, Condition D
Mechanical Shock	50g, 11 ms, 1/2-sine, 18 shocks: 3 each direction, each of 3 axes	MIL-STD-202, Method 213, Condition A
Moisture Resistance	10 cycles, 24 hours per cycle	MIL-STD-202, Method 106, Condition A, except 50°C and end point electrical test done within 12 hours
Solderability	10X Magnification	J-STD-002, 95% Coverage
Resistance to Solder Heat	260°C for 10 seconds	MIL-STD-202, Method 210, Condition B
Marking Resistance to Solvents	Isopropyl alcohol + mineral spirits at 25°C; terpene defluxer at 25°C; distilled water + proylene glycol monomethyl ether + monoethanolamine at 63°C to 70°C	MIL-STD-202, Method 215
Terminal Strength	4 1/2 Pound Pull	MIL-STD-202, Method 211, Condition A

All Mini-Circuits products are manufactured under exacting quality assurance and control standards, and are capable of meeting published specifications after being subjected to any or all of the following physical and environmental test.

Specification	Test/Inspection Condition	Reference/Spec
Gross Leak	125°C Bubble Test	MIL-STD-202, Method 112, Condition D
Barometric Pressure	100,000 Feet	MIL-STD-202, Method 105, Condition D