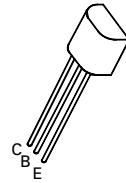


NPN SILICON PLANAR SMALL SIGNAL TRANSISTOR

ISSUE 2 – MARCH 94

ZTX300



**E-Line
TO92 Compatible**

ABSOLUTE MAXIMUM RATINGS.

PARAMETER	SYMBOL	VALUE	UNIT
Collector-Base Voltage	V_{CBO}	25	V
Collector-Emitter Voltage	V_{CEO}	25	V
Emitter-Base Voltage	V_{EBO}	5	V
Continuous Collector Current	I_C	500	mA
Power Dissipation at $T_{amb}=25^{\circ}C$	P_{tot}	300	mW
Operating and Storage Temperature Range	$T_j; T_{stg}$	-55 to +175	$^{\circ}C$

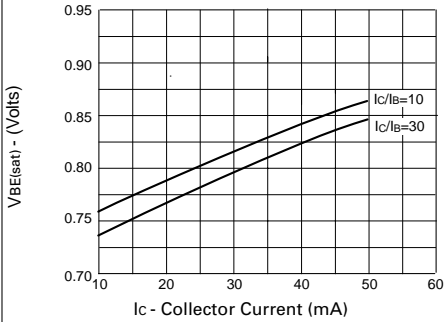
ELECTRICAL CHARACTERISTICS (at $T_{amb} = 25^{\circ}C$ unless otherwise stated).

PARAMETER	SYMBOL	MIN.	TYP.	MAX.	UNIT	CONDITIONS.
Collector-Base Breakdown Voltage	$V_{(BR)CBO}$	25			V	$I_C=10\mu A, I_E=0$
Collector-Emitter Sustaining Voltage	$V_{CEO(sus)}$	25			V	$I_C=5mA, I_B=0$
Emitter-Base Breakdown Voltage	$V_{(BR)EBO}$	5			V	$I_E=10\mu A, I_C=0$
Collector Cut-Off Current	I_{CBO}			0.2	μA	$V_{CB}=25V, I_E=0$
Emitter Cut-Off Current	I_{EBO}			0.2	μA	$V_{EB}=4V, I_C=0$
Collector-Emitter Saturation Voltage	$V_{CE(sat)}$			0.35	V	$I_C=50mA, I_B=5mA^*$
Base-Emitter Saturation Voltage	$V_{BE(sat)}$	0.65		1.0	V	$I_C=10mA, I_B=1mA^*$
Static Forward Current Transfer Ratio	h_{FE}	50		300		$I_C=10mA, V_{CE}=6V^*$
Transition Frequency	f_T	150			MHz	$I_C=10mA, V_{CE}=6V$ $f=100MHz$
Output Capacitance	C_{obo}			6	pF	$V_{CB}=6V, I_E=0$ $f=1MHz$
Noise Figure	N		7		dB	$V_{CE}=6V, f=1KHz$ $R_S=1500\Omega, I_C=100\mu A$

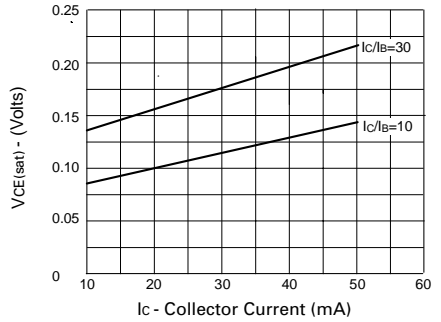
*Measured under pulsed conditions. Pulse width=300 μs . Duty cycle $\leq 2\%$

ZTX300

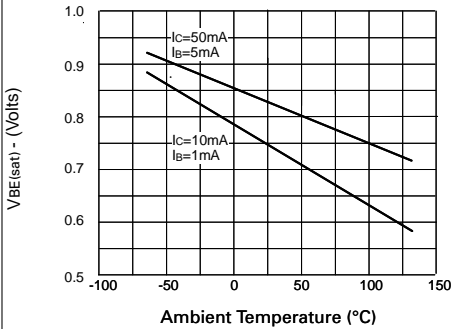
TYPICAL CHARACTERISTICS



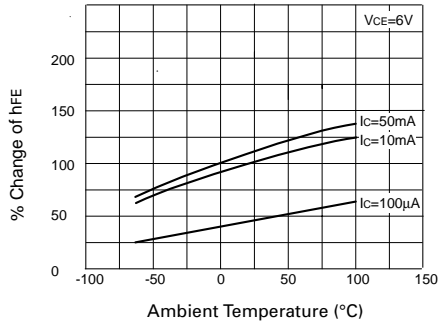
$V_{BE(sat)}$ v I_C



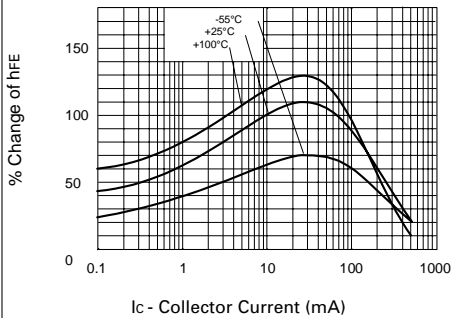
$V_{CE(sat)}$ v I_C



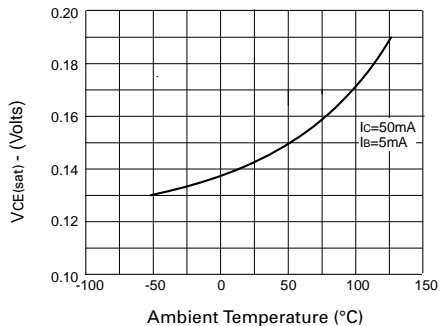
$V_{BE(sat)}$ v Ambient Temperature



h_{FE} v Ambient Temperature



h_{FE} v I_C



$V_{CE(sat)}$ v Ambient Temperature

Mouser Electronics

Authorized Distributor

Click to View Pricing, Inventory, Delivery & Lifecycle Information:

[Diodes Incorporated:](#)

[ZTX300](#) [ZTX300STOA](#) [ZTX300STOB](#) [ZTX300STZ](#)