



SiI9134 HDMI Deep Color Transmitter

Data Brief

Document # SiI-DB-0193-F

July 2010

Copyright Notice

Copyright © 2009-2010 Silicon Image, Inc. All rights reserved. These materials contain proprietary and confidential information (including trade secrets, copyright and other interests) of Silicon Image, Inc. You may not use these materials except only for your bona fide non-commercial evaluation of your potential purchase of products and/services from Silicon Image or its affiliates, and/or only in connection with your purchase of products and/or services from Silicon Image or its affiliates, and only in accordance with the terms and conditions herein. You have no right to copy, modify, transfer, sublicense, publicly display, create derivative works of or distribute these materials, or otherwise make these materials available, in whole or in part, to any third party.

Patents

The subject matter described herein contains one or more inventions claimed in patents and/or patents pending owned by Silicon Image, Inc., including but not limited to the inventions claimed in US patents #6, 914, 637, #6, 151, 334, #6, 026, 124, #5, 974, 464 and #5, 825, 824.

Trademark Acknowledgment

Silicon Image™, VastLane™, SteelVine™, PinnaClear™, Simplay™, Simplay HD™, LiquiHD, Satalink™, InstaPort™, and TMDST™ are trademarks or registered trademarks of Silicon Image, Inc. in the United States and other countries. HDMI™, the HDMI logo and High-Definition Multimedia Interface™ are trademarks or registered trademarks of, and are used under license from, HDMI Licensing, LLC. x.v.Color™ is a trademark of Sony Corporation.

Export Controlled Document

This document contains information subject to the Export Administration Regulations (EAR) and has a classification of EAR99 or is controlled for Anti-Terrorism (AT) purposes. Transfer of this information by any means to an EAR Country Group E:1 or foreign national thereof (whether in the U.S. or abroad) may require an export license or other approval from the U.S. Department of Commerce. For more information, contact the Silicon Image Director of Global Trade Compliance.

Further Information

To request other materials, detailed hardware and software guides, and additional information, contact your local Silicon Image, Inc. sales office or visit the Silicon Image, Inc. web site at www.siliconimage.com. Information about obtaining licenses required for using HDMI and HDCP technologies is available from www.hdmi.org and www.digital-cp.com.

© 2009-2010 Silicon Image, Inc. All rights reserved.

General Description

The SiI9134 HDMI Deep Color Transmitter is a third-generation High Definition Multimedia Interface (HDMI®) transmitter that provides a simple method of sending protected digital audio and video that provides end users with a truly all-digital experience. A/V receivers, along with Blu-ray Disc™ and HD DVD players and recorders, can provide high quality digital audio and video over a simple, low cost cable.

The SiI9134 transmitter extends the Silicon Image family of HDMI transmitters by supporting 30-bit and 36-bit Deep Color video, and incorporates a flexible audio and video interface. It is software and pin-compatible with the SiI9034 transmitter.

The transmitter performs the 10- or 12-bit to 8-bit conversion of the 10/12-bit Deep Color video input data by increasing the TMDS™ clock frequency and packing the extra bits into the next byte. An integrated color-space converter allows direct connection to all major MPEG decoders, including those that provide only an ITU.656 output.

Pre-programmed High Bandwidth Content Protection (HDCP) keys provide the highest level of key security; which simplifies manufacturing and lowers cost.

HDMI Output

- Supports Deep Color and High-Bitrate Audio
- Supports all the mandatory and several optional 3D formats described in the HDMI 1.4 Specification
- uses the latest generation of TMDS core technology, which operates from 25 MHz to 225 MHz to support Deep Color and 1080p resolution
- Backward compatibility with the DVI Specification allows HDMI systems to connect to DVI displays.
- HDCP encryption engine for transmitting protected audio and video content

Digital Video Interface

- Supports DVD and HD MPEG decoders
- 24-bit, 30-bit, and 36-bit RGB/YCbCr 4:4:4 (Deep Color)
- 16-bit, 20-bit, and 24-bit YCbCr 4:2:2
- 8-bit, 10-bit, and 12-bit YCbCr 4:2:2 (ITU.601 and ITU.656)
- 12-bit, 15-bit and 18-bit dual-edge clocking input modes
- YCbCr-to-RGB color space conversion
- BTA-T1004 video input format
- Input clock divider or multiplier (input clock frequencies of 0.5x, 2x, 4x).
- Programmable Data Enable generator and sync extraction.

Digital Audio Interface

- DTS HD and Dolby True HD high bit rate audio support
- A dedicated 4-pin Direct Stream Digital (DSD) 8-channel input provides for Super Audio CD (SACD) and decoded Dolby Digital applications
- Four I²S inputs with flexible channel mapping support High Bit-Rate audio and accept Dolby Digital and DVD-Audio input (2-channel 192 kHz, 8-channel 192 kHz)
- S/PDIF input supports PCM, Dolby Digital, and DTS digital audio transmission (32–192 kHz sample rate)
- IEC60958 or IEC61937 compatible
- 2:1 and 4:1 down-sampling handles 96 kHz and 192 kHz audio streams

Control Capability

- Monitor Detection supported through Hot Plug and Receiver Detection
- Master I²C interface for DDC connection simplifies board layout and lowers cost.
- Flexible power management.

Package

- 100-pin 14 mm by 14 mm TQFP package

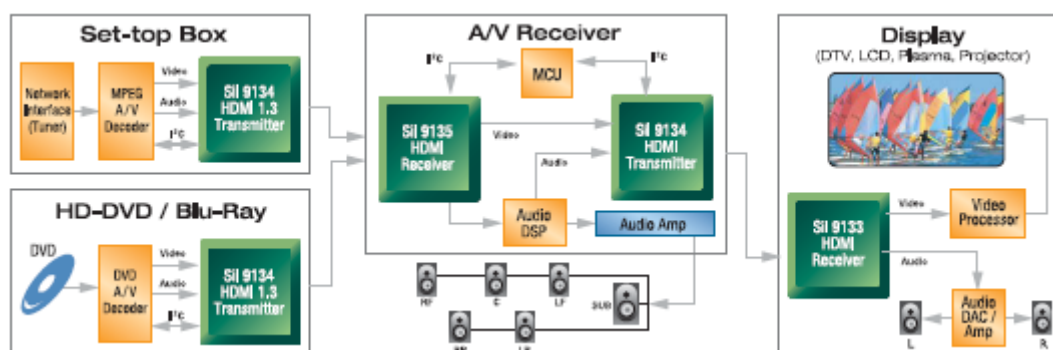


Figure 1. SiI9134 System Diagram

SiI9134 Transmitter Compared with SiI9030 and SiI9034 Devices

Table 1 summarizes the differences among the SiI9030, the SiI9034, and the SiI9134 HDMI transmitters.

Table 1. Summary of New Features

Transmitter	SiI9030	SiI9034	SiI9134
Video Input			
Digital Video Input Ports	1	1	1
I/O Voltage	3.3 V	3.3 V	3.3 V
Input Pixel Clock Multiply/Divide	0.5x, 2x, 4x	0.5x, 2x, 4x	0.5x, 2x, 4x
Maximum Pixel Input Clock Rate	150 MHz	165 MHz	165 MHz
Maximum TMDS Output Clock	150 MHz	165 MHz	225 MHz
BTA-T1004 Format Support	Yes	Yes	Yes
Video Format Conversion			
36-Bit and 30-Bit Deep Color	No	No	Yes
YCbCr → RGB CSC	Yes	Yes	Yes
RGB → YCbCr CSC	No	Yes	Yes
4:2:2 → 4:4:4 Upsampling	Yes	Yes	Yes
4:4:4 → 4:2:2 Decimation	No	Yes	Yes
16-235 → 0-255 Expansion	Yes	Yes	Yes
0-255 → 16-235 Compression	No	Yes	Yes
16-235/240 Clipping	No	Yes	Yes
Audio Input			
S/PDIF Input Ports	1	1	1
I ² S Input Bits	4 (8-channel)	4 (8-channel)	4 (8-channel)
High Bit Rate Audio Support	No	No	Yes
Compressed DTS-HD and Dolby True-HD			
One-bit Audio (DSD/SACD)	No	Yes	Yes
2-Channel Maximum Sample Rate	192 kHz on I ² S 96 kHz on S/PDIF	192 kHz on I ² S 192 kHz on S/PDIF	192 kHz on I ² S 192 kHz on S/PDIF
8-Channel Maximum Sample Rate	96 kHz	192 kHz	192 kHz
Down Sampling	96 kHz to 48 kHz 192 kHz to 48 kHz	96 kHz to 48 kHz 192 kHz to 48 kHz	96 kHz to 48 kHz 192 kHz to 48 kHz
I²C Address Bus			
Device Address Select	CI2CA Pin	CI2CA Pin	CI2CA Pin
Master DDC Bus	Yes	Yes	Yes
Other			
3D Support	No	No	Yes
HDCP Reset	Software Register	Software Register	Software Register
Package	80-pin TQFP ePad	100-pin TQFP	100-pin TQFP

Pin Diagram

Figure 2 shows the pin assignments of the SiI9134 receiver. Pin names are generalized by type for this document. The list below the diagram describes the purpose of each type. The package is 100-pin 14 mm by 14 mm TQFP.


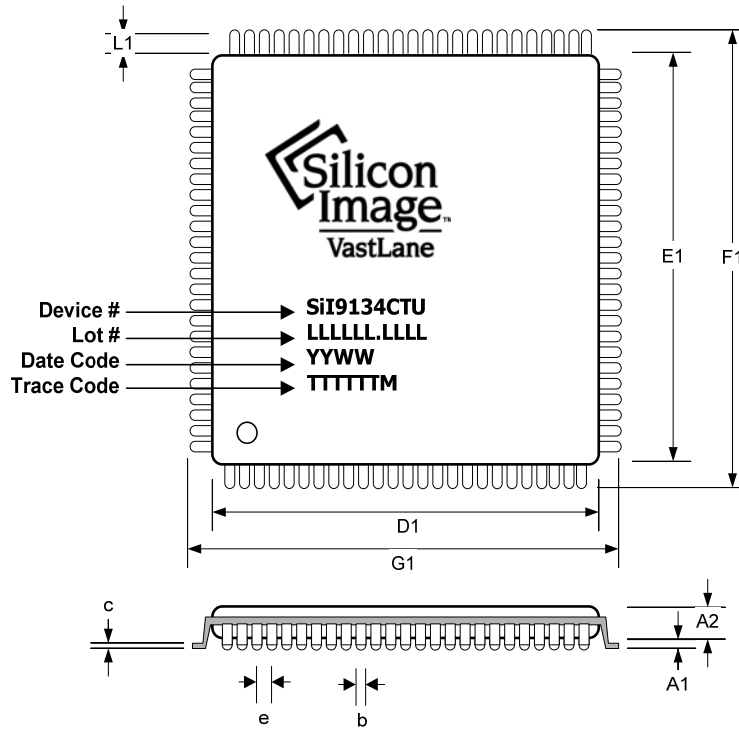


Figure 2. Pin Diagram

Packaging

100-pin TQFP Package Dimensions and Marking Specification



JEDEC Package Code MS-026-AED

Item	Description	typ	max
A	Thickness	—	1.20
A1	Stand-off	—	0.15
A2	Body thickness	1.00	1.05
D1	Body size	14.00	—
E1	Body size	14.00	—
F1	Footprint	16.00	—
G1	Footprint	16.00	—
L1	Lead length	1.00	—
L	Foot length	0.60	0.75
b	Lead width	0.22	0.27
c	Lead thickness	—	0.20
e	Lead pitch	0.50	—

Dimensions in millimeters.

Overall thickness A = A1 + A2.

Package: SiI9134CTU	
Legend	Description
LLLLLL.LLLL	Lot number
YY	Year of manufacture
WW	Week of manufacture
TTTTTT	Trace code
M	Maturity code = 0: engineering samples = 1: pre-production > 1: production

Figure 42. Package Diagram

Ordering Information

Production Part Numbers:

—

Device	Part Number
Standard	SiI9134CTU

Silicon Image, Inc.

Disclaimers

These materials are provided on an “AS IS” basis. Silicon Image, Inc. and its affiliates disclaim all representations and warranties (express, implied, statutory or otherwise), including but not limited to: (i) all implied warranties of merchantability, fitness for a particular purpose, and/or non-infringement of third party rights; (ii) all warranties arising out of course-of-dealing, usage, and/or trade; and (iii) all warranties that the information or results provided in, or that may be obtained from use of, the materials are accurate, reliable, complete, up-to-date, or produce specific outcomes. Silicon Image, Inc. and its affiliates assume no liability or responsibility for any errors or omissions in these materials, makes no commitment or warranty to correct any such errors or omissions or update or keep current the information contained in these materials, and expressly disclaims all direct, indirect, special, incidental, consequential, reliance and punitive damages, including WITHOUT LIMITATION any loss of profits arising out of your access to, use or interpretation of, or actions taken or not taken based on the content of these materials.

Silicon Image, Inc. and its affiliates reserve the right, without notice, to periodically modify the information in these materials, and to add to, delete, and/or change any of this information.

Notwithstanding the foregoing, these materials shall not, in the absence of authorization under U.S. and local law and regulations, as required, be used by or exported or re-exported to (i) any U.S. sanctioned or embargoed country, or to nationals or residents of such countries; or (ii) any person, entity, organization or other party identified on the U.S. Department of Commerce's Denied Persons or Entity List, the U.S. Department of Treasury's Specially Designated Nationals or Blocked Persons List, or the Department of State's Debarred Parties List, as published and revised from time to time; (iii) any party engaged in nuclear, chemical/biological weapons or missile proliferation activities; or (iv) any party for use in the design, development, or production of rocket systems or unmanned air vehicles.

Products and Services

The products and services described in these materials, and any other information, services, designs, know-how and/or products provided by Silicon Image, Inc. and/or its affiliates are provided on as “AS IS” basis, except to the extent that Silicon Image, Inc. and/or its affiliates provides an applicable written limited warranty in its standard form license agreements, standard Terms and Conditions of Sale and Service or its other applicable standard form agreements, in which case such limited warranty shall apply and shall govern in lieu of all other warranties (express, statutory, or implied). EXCEPT FOR SUCH LIMITED WARRANTY, SILICON IMAGE, INC. AND ITS AFFILIATES DISCLAIM ALL REPRESENTATIONS AND WARRANTIES (EXPRESS, IMPLIED, STATUTORY OR OTHERWISE), REGARDING THE INFORMATION, SERVICES, DESIGNS, KNOW-HOW AND PRODUCTS PROVIDED BY SILICON IMAGE, INC. AND/OR ITS AFFILIATES, INCLUDING BUT NOT LIMITED TO, ALL IMPLIED WARRANTIES OF MERCHANTABILITY, FITNESS FOR A PARTICULAR PURPOSE, AND/OR NON-INFRINGEMENT OF THIRD PARTY RIGHTS. YOU ACKNOWLEDGE AND AGREE THAT SUCH INFORMATION, SERVICES, DESIGNS, KNOW-HOW AND PRODUCTS HAVE NOT BEEN DESIGNED, TESTED, OR MANUFACTURED FOR USE OR RESALE IN SYSTEMS WHERE THE FAILURE, MALFUNCTION, OR ANY INACCURACY OF THESE ITEMS CARRIES A RISK OF DEATH OR SERIOUS BODILY INJURY, INCLUDING, BUT NOT LIMITED TO, USE IN NUCLEAR FACILITIES, AIRCRAFT NAVIGATION OR COMMUNICATION, EMERGENCY SYSTEMS, OR OTHER SYSTEMS WITH A SIMILAR DEGREE OF POTENTIAL HAZARD. NO PERSON IS AUTHORIZED TO MAKE ANY OTHER WARRANTY OR REPRESENTATION CONCERNING THE PERFORMANCE OF THE INFORMATION, PRODUCTS, KNOW-HOW, DESIGNS OR SERVICES OTHER THAN AS PROVIDED IN THESE TERMS AND CONDITIONS.



1060 E. Arques Avenue
Sunnyvale, CA 94085
T 408.616.4000 F 408.830.9530
www.siliconimage.com