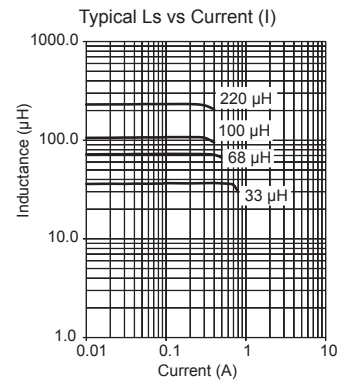
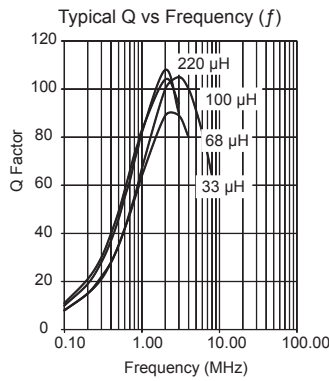
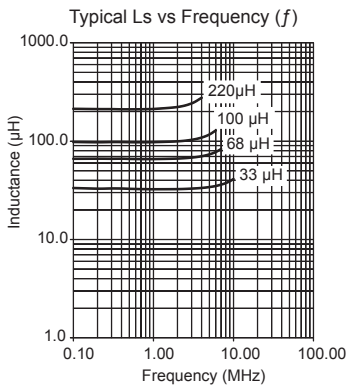
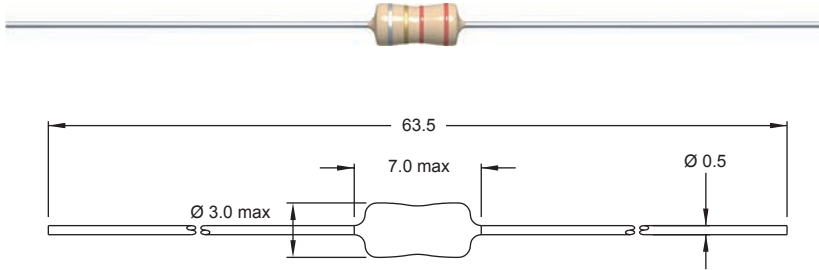


MICCS, MICCS/N

High SRF



Part No	Inductance L (µH)	MICCS MICCS/N		ToI ± (%)	Q min	f _q (MHz)	SRF min (MHz)	DCR max (Ω)	Rated DC Current (mA)
		f _L (MHz)	f _L (MHz)						
MICCS-270X-YY	27	0.02	2.52	5,10,20	60	2.52	26	3.10	195
MICCS-330X-YY	33	0.02	2.52	5,10,20	60	2.52	24	3.30	190
MICCS-360X-YY	36	0.02	2.52	5,10,20	60	2.52	17	3.30	185
MICCS-390X-YY	39	0.02	2.52	5,10,20	60	2.52	22	3.50	185
MICCS-470X-YY	47	0.02	2.52	5,10,20	60	2.52	20	4.00	165
MICCS-560X-YY	56	0.02	2.52	5,10,20	60	2.52	18	5.20	150
MICCS-680X-YY	68	0.02	2.52	5,10,20	60	2.52	15	5.80	140
MICCS-820X-YY	82	0.02	2.52	5,10,20	60	2.52	14	6.40	135
MICCS-860X-YY	86	0.02	2.52	5,10,20	60	2.52	13	6.40	130
MICCS-101X-YY	100	0.02	2.52	5,10,20	60	2.52	13	7.00	130
MICCS-121X-YY	120	0.02	0.79	5,10,20	60	0.79	11	10.6	125
MICCS-151X-YY	150	0.02	0.79	5,10,20	60	0.79	9.0	13.5	120
MICCS-181X-YY	180	0.02	0.79	5,10,20	60	0.79	8.5	15.0	115
MICCS-221X-YY	220	0.02	0.79	5,10,20	60	0.79	8.0	16.2	110
MICCS-331X-YY	330	0.02	0.79	5,10,20	30	0.79	5.0	28.0	105

Core Material : Ferrite

Revision date : 11 Aug 2014

SPQ :	Packing Form	Taped / Reel		Taped / Ammopack	
	Axial	4000	[-01]	1500	[-02]
	Radial	2000	[-31]	3500	[-32]

Remark: Difference of MICCS and MICCS/N is that for MICCS/N f_L = f_Q

Leaded Inductors (Fixed Choke Coils)