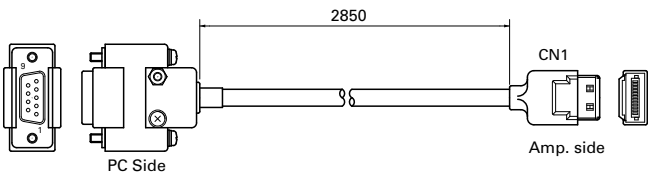


**PC Interface Cable** Model No. : AL-00490833-01

Dimensions (Unit : mm)

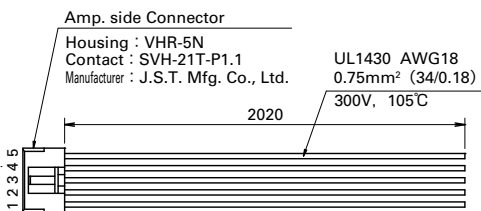


Mass : 0.14kg

A note regarding RS-232C communications:  
The user must provide a PC for computer interface.  
Parameter settings may require adjustment.

**Power input cable** Model No. : AL-00745943-01

Dimensions (Unit : mm)

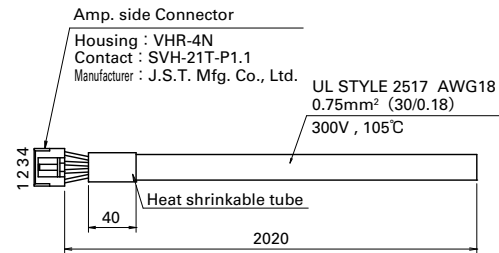


Mass : 0.2kg

Connector NO.	Pin NO.	Code (Name)	Title	Wire color
CNA	1	FG	Frame ground	Green
	2	5V	5V-control power	Yellow
	3	SG	Control power ground	Gray
	4	P	DC48V-main power	Red
	5	N	Main power ground	Blue

**Motor power cable** Model No. : AL-00745944-01

Dimensions (Unit : mm)



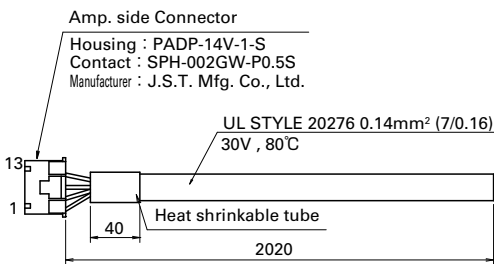
Mass : 0.2kg

Connector NO.	Pin NO.	Code (Name)	Title	Wire color
CNB	1	U	Phase U	Red
	2	V	Phase V	White
	3	W	Phase W	Black
	4	FG	Frame ground	Yellow (Green)

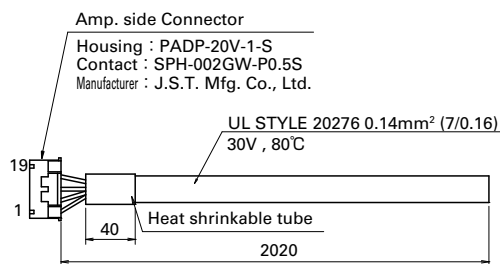
**I/O cable** CN1A (14 pin) and CN1B (20 pin) sets. Model No. : AL-00745949-01

Dimensions (Unit : mm)

For CN1A



For CN1B



Mass : 0.33kg

Connector NO.	Pin NO.	Code (Name)	Wire color	
CN1A	1	AO	Blue	Twisted wire
	3	A $\bar{O}$	White	
	4	BO	Green	
	5	B $\bar{O}$	White	Twisted wire
	6	ZO	Yellow	
	7	Z $\bar{O}$	White	Twisted wire
	8	PS	Red	
	9	P $\bar{S}$	White	Twisted wire
	11	F-PC	Blue	
	12	F-PC	Brown	Twisted wire
	13	R-PC	Yellow	
	14	R-PC	Brown	Twisted wire
	10	SG	Purple	
	2	FG	Drain wire	

Connector NO.	Pin NO.	Code (Name)	Wire color	
CN1B	1	IN-COM	Blue	Twisted wire
	3	CONT1	Yellow	
	4	CONT2	White	
	5	CONT3	Green	
	6	CONT4	White	Twisted wire
	7	CONT5	Red	
	8	CONT6	White	Twisted wire
	9	CONT7	Purple	
	10	CONT8	White	Twisted wire
	11	OUT-PWR	Blue	
	19	OUT-COM	Brown	Twisted wire
	12	OUT1	Yellow	
	13	OUT2	Brown	
	14	OUT3	Green	
	15	OUT4	Brown	Twisted wire
	16	OUT5	Red	
	17	OUT6	Brown	Twisted wire
	18	OUT7	Purple	
	20	OUT8	Brown	Twisted wire
	2	FG	Drain wire	