

Surface Mount Fuse, 7.4 x 3.1 mm, Quick-Acting F, 63 VAC, 63 VDC



Exemplary part photo depending on part no.

OMF 63

UL 248-14 · 63 VAC · 63 VDC · Quick-Acting F

See below:

[Approvals and Compliances](#)

### Description

- Directly solderable on printed circuit boards

### References

[Packaging Details](#)

Corresponding Fuseholder


Assembled Fuseholder

Fuse Kit [Fuse Kit OMF](#)

### Weblinks

[pdf data sheet](#), [html datasheet](#), [General Product Information](#), [Packaging details](#), [Distributor-Stock-Check](#), [Detailed request for product](#)

### Technical Data

Rated Voltage	63 VAC, 63 VDC	Soldering Methods	Reflow, Wave <a href="#">Soldering Profile</a>
Rated current	0.063 - 10 A	Solderability	245 °C / 3 sec acc. to IEC 60068-2-58, Test Td
Breaking Capacity	50 A	Resistance to Soldering Heat	260 +0/-5 °C / 40 sec acc. to IPC/JEDEC J-STD-020D, Level 1
Characteristic	Quick-Acting F	Moisture Sensitivity Level	MSL 1, J-STD-020
Mounting	PCB, SMT	Case Resistance	acc. to EIA/IS-722, Test 4.7 >100 MΩ (between leads and body)
Admissible Ambient Air Temp.	-40 °C to 125 °C	Flammability	min. UL 94V-1 (acc. to EIA/IS-722, Test 4.12)
Climatic Category	40/85/21 acc. to IEC 60068-1	Current Carrying Capacity	acc. to EIA/IS-722, Test 4.3.3
Material: Housing	Thermoplastic, UL 94V-0	Vibration, High Frequency	MIL-STD-202, Method 204 Condition D
Material: Terminals	Tin-Plated Copper Alloy	Mechanical Shock	MIL-STD-202, Method 213 Condition A
Unit Weight	0.1 g	Terminal Strength	MIL-STD-202, Method 211A (Deflection of board 1 mm for 1 minute)
Storage Conditions	0 °C to 60 °C, max. 70% r.h.		
Product Marking	 Type, Rated current, Certification marks		

### Approvals and Compliances


Detailed information on product approvals, code requirements, usage instructions and detailed test conditions can be looked up in [Details about Approvals](#)

SCHURTER products are designed for use in industrial environments. They have approvals from independent testing bodies according to national and international standards. Products with specific characteristics and requirements such as required in the automotive sector according to IATF 16949, medical technology according to ISO 13485 or in the aerospace industry can be offered exclusively with customer-specific, individual agreements by SCHURTER.

### Approvals



The approval mark is used by the testing authorities to certify compliance with the safety requirements placed on electronic products.

Approval Reference Type: OMF 63

Approval Logo	Certificates	Certification Body	Description
	<a href="#">UL Approvals</a>	UL	UL File Number: E41599

## Product standards

Product standards that are referenced

Organization	Design	Standard	Description
	Designed according to	UL 248-14	Low voltage fuses - Part 14: Additional fuses
	Designed according to	CSA22.2 No. 248.14	Low-Voltage Fuses - Part 14: Supplemental Fuses





## Application standards

Application standards where the product can be used


Organization	Design	Standard	Description
	Designed for applications acc.	IEC/UL 62368-1	IEC 62368-1 includes the basic requirements for safety of audio, video, information technology and office equipment.

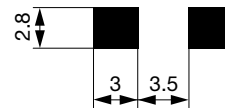
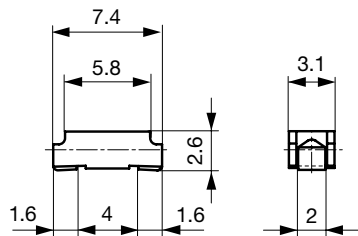
## Compliances

The product complies with following Guide Lines

Identification	Details	Initiator	Description
	<a href="#">CE declaration of conformity</a>	SCHURTER AG	The CE marking declares that the product complies with the applicable requirements laid down in the harmonisation of Community legislation on its affixing in accordance with EU Regulation 765/2008.
	RoHS	SCHURTER AG	Directive RoHS 2011/65/EU, Amendment (EU) 2015/863
	China RoHS	SCHURTER AG	The law SJ / T 11363-2006 (China RoHS) has been in force since 1 March 2007. It is similar to the EU directive RoHS.
	REACH	SCHURTER AG	On 1 June 2007, Regulation (EC) No 1907/2006 on the Registration, Evaluation, Authorization and Restriction of Chemicals 1 (abbreviated as "REACH") entered into force.

## Dimension [mm]

 7.4 mm

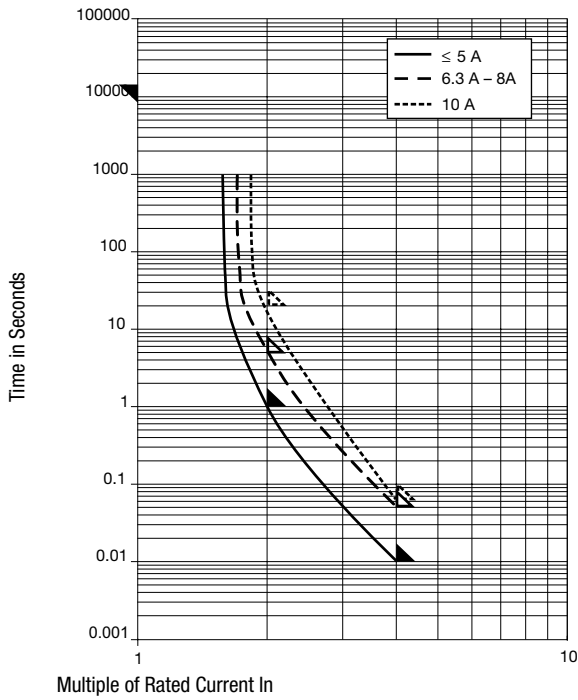


Soldering pads


## Pre-Arcing Time


Rated Current $I_n$	1.0 x $I_n$ min.	2.0 x $I_n$ max.	4.0 x $I_n$ max.
0.063 A - 5 A	4 h	1 s	10 ms
6.3 A - 8 A	4 h	5 s	50 ms
10 A	4 h	20 s	60 ms

Time-Current-Curves



All Variants

Rated Current [A]	Rated Voltage [VAC]	Rated Voltage [VDC]	Breaking Capacity	Voltage Drop 1.0 I <sub>n</sub> typ. [mV]	Power Dissipation 1.0 I <sub>n</sub> typ. [mW]	Melting I <sup>2</sup> t 4.0 I <sub>n</sub> typ. [A <sup>2</sup> s]		Order Number
0.063	63	63	1)	2550	160	0.00011	●	3402.0003.11
0.063	63	63	1)	2550	160	0.00011	●	3402.0003.22
0.063	63	63	1)	2550	160	0.00011	●	3402.0003.24
0.1	63	63	1)	1770	180	0.00067	●	3402.0004.11
0.1	63	63	1)	1770	180	0.00067	●	3402.0004.22
0.1	63	63	1)	1770	180	0.00067	●	3402.0004.24
0.125	63	63	1)	1770	220	0.0011	●	3402.0049.11
0.125	63	63	1)	1770	220	0.0011	●	3402.0049.22
0.125	63	63	1)	1770	220	0.0011	●	3402.0049.24
0.16	63	63	1)	1770	270	0.0018	●	3402.0005.11
0.16	63	63	1)	1770	270	0.0018	●	3402.0005.22
0.16	63	63	1)	1770	270	0.0018	●	3402.0005.24
0.25	63	63	1)	990	250	0.0058	●	3402.0006.11
0.25	63	63	1)	990	250	0.0058	●	3402.0006.22
0.25	63	63	1)	990	250	0.0058	●	3402.0006.24
0.35	63	63	1)	990	350	0.0076	●	3402.0043.11
0.35	63	63	1)	990	350	0.0076	●	3402.0043.22
0.35	63	63	1)	990	350	0.0076	●	3402.0043.24
0.375	63	63	1)	990	370	0.013	●	3402.0044.11
0.375	63	63	1)	990	370	0.013	●	3402.0044.22
0.375	63	63	1)	990	370	0.013	●	3402.0044.24
0.4	63	63	1)	960	380	0.016	●	3402.0007.11
0.4	63	63	1)	960	380	0.016	●	3402.0007.22
0.4	63	63	1)	960	380	0.016	●	3402.0007.24
0.5	63	63	1)	350	180	0.01	●	3402.0045.11
0.5	63	63	1)	350	180	0.01	●	3402.0045.22
0.5	63	63	1)	350	180	0.01	●	3402.0045.24
0.63	63	63	1)	290	180	0.02	●	3402.0008.11

Rated Current [A]	Rated Voltage [VAC]	Rated Voltage [VDC]	Breaking Capacity	Voltage Drop 1.0 I <sub>n</sub> typ. [mV]	Power Dissipation 1.0 I <sub>n</sub> typ. [mW]	Melting I <sup>2</sup> t 4.0 I <sub>n</sub> typ. [A <sup>2</sup> s]		Order Number
0.63	63	63	1)	290	180	0.02	●	3402.0008.22
0.63	63	63	1)	290	180	0.02	●	3402.0008.24
0.75	63	63	1)	260	200	0.031	●	3402.0046.11
0.75	63	63	1)	260	200	0.031	●	3402.0046.22
0.75	63	63	1)	260	200	0.031	●	3402.0046.24
1	63	63	1)	220	220	0.078	●	3402.0009.11
1	63	63	1)	220	220	0.078	●	3402.0009.22
1	63	63	1)	220	220	0.078	●	3402.0009.24
1.25	63	63	1)	220	280	0.14	●	3402.0010.11
1.25	63	63	1)	220	280	0.14	●	3402.0010.22
1.25	63	63	1)	220	280	0.14	●	3402.0010.24
1.5	63	63	1)	200	300	0.24	●	3402.0047.11
1.5	63	63	1)	200	300	0.24	●	3402.0047.22
1.5	63	63	1)	200	300	0.24	●	3402.0047.24
1.6	63	63	1)	200	320	0.27	●	3402.0011.11
1.6	63	63	1)	200	320	0.27	●	3402.0011.22
1.6	63	63	1)	200	320	0.27	●	3402.0011.24
2	63	63	1)	200	400	0.44	●	3402.0012.11
2	63	63	1)	200	400	0.44	●	3402.0012.22
2	63	63	1)	200	400	0.44	●	3402.0012.24
2.5	63	63	1)	190	480	0.97	●	3402.0013.11
2.5	63	63	1)	190	480	0.97	●	3402.0013.22
2.5	63	63	1)	190	480	0.97	●	3402.0013.24
3	63	63	1)	190	570	1.3	●	3402.0014.11
3	63	63	1)	190	570	1.3	●	3402.0014.22
3	63	63	1)	190	570	1.3	●	3402.0014.24
3.15	63	63	1)	190	600	1.2	●	3402.0048.11
3.15	63	63	1)	190	600	1.2	●	3402.0048.22
3.15	63	63	1)	190	600	1.2	●	3402.0048.24
3.5	63	63	1)	140	490	1.6	●	3402.0015.11
3.5	63	63	1)	140	490	1.6	●	3402.0015.22
3.5	63	63	1)	140	490	1.6	●	3402.0015.24
4	63	63	1)	140	560	2.1	●	3402.0016.11
4	63	63	1)	140	560	2.1	●	3402.0016.22
4	63	63	1)	140	560	2.1	●	3402.0016.24
5	63	63	1)	140	700	2.9	●	3402.0017.11
5	63	63	1)	140	700	2.9	●	3402.0017.22
5	63	63	1)	140	700	2.9	●	3402.0017.24
6.3	63	63	1)	110	690	14	●	3402.0018.11
6.3	63	63	1)	110	690	14	●	3402.0018.22
6.3	63	63	1)	110	690	14	●	3402.0018.24
7	63	63	1)	105	740	16	●	3402.0019.11
7	63	63	1)	105	740	16	●	3402.0019.22
7	63	63	1)	105	740	16	●	3402.0019.24
8	63	63	1)	100	800	20	●	3402.0020.11
8	63	63	1)	100	800	20	●	3402.0020.22
8	63	63	1)	100	800	20	●	3402.0020.24
10	63	63	1)	80	800	54	●	3402.0040.11
10	63	63	1)	80	800	54	●	3402.0040.22
10	63	63	1)	80	800	54	●	3402.0040.24

Most Popular.

Availability for all products can be searched real-time: <https://www.schurter.com/en/Stock-Check/Stock-Check-SCHURTER>

1) 50 A @ 63 VAC/DC

<b>Packaging Unit</b>	.xx = .11	Plastic Bag (100 pcs.)
	.xx = .22	Blister Tape 18 cm Reel (750 pcs.)
	.xx = .24	Blister Tape 33 cm Reel (3000 pcs.)

---