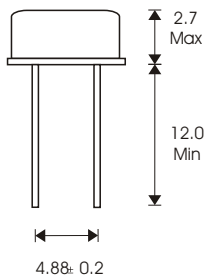
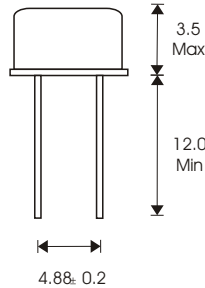




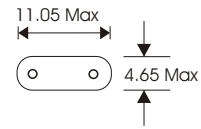
HC-49/S Low Profile Crystal



HC-49/SS



HC-49/S



FEATURES

- Standard Frequencies Ex-Stock
- Low Cost Solution
- Standard I.C Height
- Standard HC49U Base

APPLICATIONS

- Microprocessor Systems
- Datacommunications
- Consumer Electronics
- Automotive Electronics

STANDARD SPECIFICATION

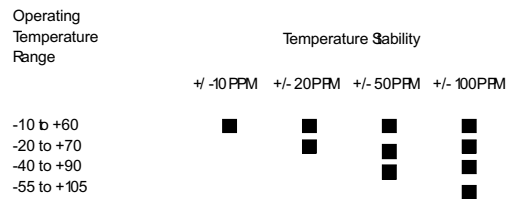
Frequency Range: 3.20 MHz to 70.00 MHz
 Adjustment Tolerance at 25°C: ±30PPM Max.
 Frequency Stability: ±50PPM Max.
 Operating Temperature Range: -10°C to +60°C
 Load Capacity: 30pF
 E.S.R: See Table
 Drive level: 100 MicroWatt
 Ageing: ±5PPM 1st Year Max.

Frequency Range	E.S.R	Mode
3.2 MHz ~ 3.49 MHz	200	Fund
3.5 MHz ~ 3.99 MHz	140	Fund
4.0 MHz ~ 4.39 MHz	120	Fund
4.4 MHz ~ 4.89 MHz	100	Fund
4.9 MHz ~ 5.99 MHz	80	Fund
6.0 MHz ~ 6.99 MHz	60	Fund
7.0 MHz ~ 7.99 MHz	50	Fund
8.0 MHz ~ 10.99 MHz	45	Fund
11.0 MHz ~ 11.99 MHz	40	Fund
12.0 MHz ~ 14.99 MHz	35	Fund
15.0 MHz ~ 36.00 MHz	30	Fund
27.0 MHz ~ 70.00 MHz	100	3 O/T

AVAILABLE OPTIONS

Frequency Range: 3.2 MHz ~ 70.0 MHz
 Adjustment Tolerance: ±10PPM ~ ± 100PPM
 Load Capacity: Series or 9pF ~ 50pF
 Shunt Capacity (C0): 4.5pF ~ 7pF (Typ.)
 Dynamic Capacity (C1): 18fF ~ 20fF (Typ.)

Frequency Stability vs Operating Temperature Range



Value Added Services

In addition, AEL Crystals Ltd are able to offer our customers the following value added services:-

- Fitted Insulators
- Radial Taping
- Lead Pre-Forming
- Lead Cropping
- Earth Lead
- Bar-Coding



www.aelcrystals.co.uk

quartz based frequency control components

Order Hotline +44 1293 524245

www.aelcrystals.co.uk
sales@aelcrystals.co.uk