

4

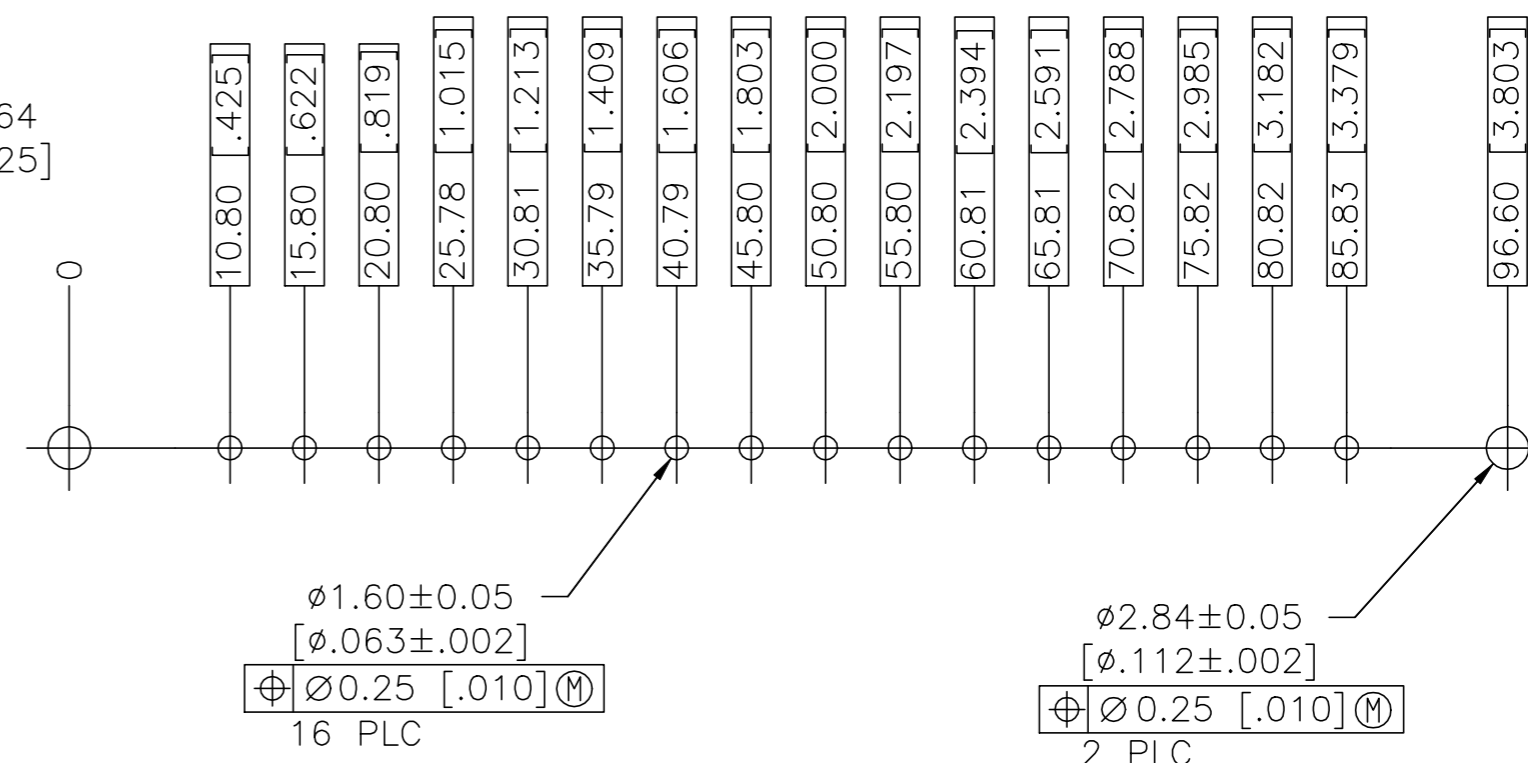
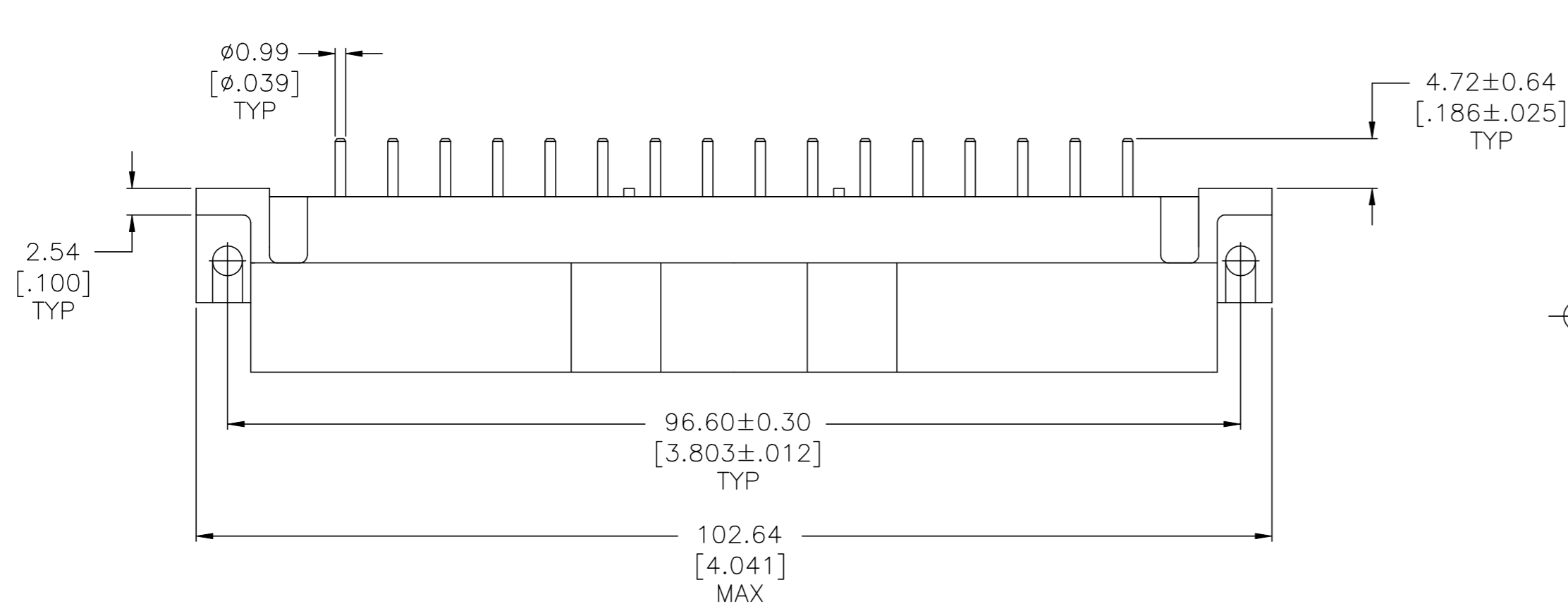
3

2

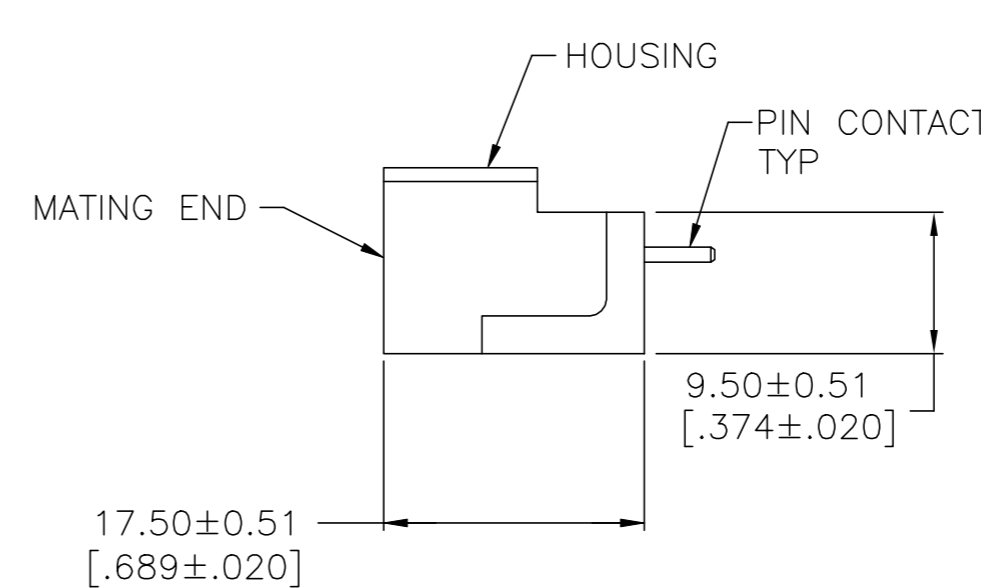
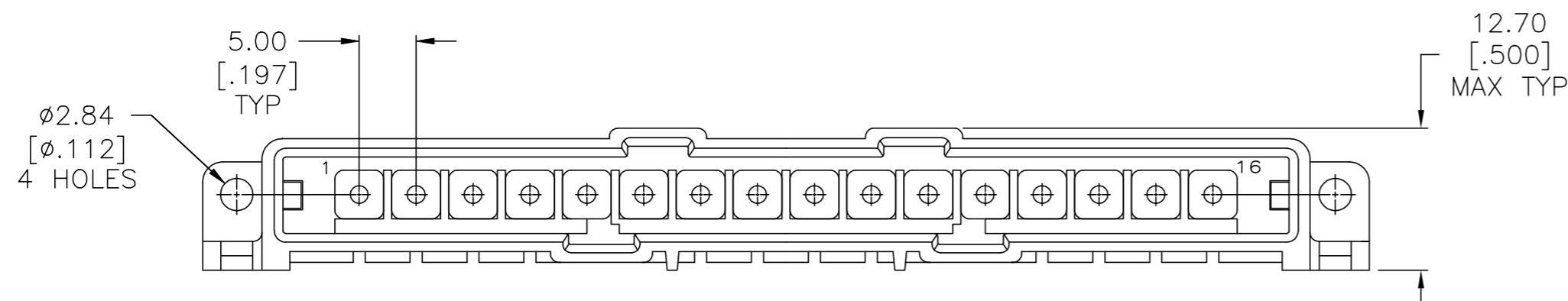
1

THIS DRAWING IS UNPUBLISHED. RELEASED FOR PUBLICATION
 © COPYRIGHT - TE Connectivity Ltd. ALL RIGHTS RESERVED.

REVISIONS					
P	LTR	DESCRIPTION	DATE	DWN	APVD
	K	REVISED PER ECO-18-000443	19JAN2018	RS	MZ
	L	REVISED PER ECO-20-001562	04FEB2020	SG	MZ



RECOMMENDED PC BOARD LAYOUT



- ① HOUSING MATERIAL: PA66, BLACK, UL 94 V-0 RATED.
- ② BRASS PER ASTM B36.
- ③ 3.81um [.000150] MIN TIN-LEAD OVER 2.54 [.000100] MIN COPPER OR 1.27um [.000050] MIN NICKEL.
- ④ 0.76um [.000030] MIN GOLD FOR A LENGTH OF 5.08 [.200] MIN FROM MATING END, 3.81um [.000150] MIN TIN-LEAD FOR A LENGTH OF 5.36 [.211] MIN FROM OPPOSITE END, BOTH OVER 1.27um [.000050] MIN NICKEL.
- ⑤ 3.81um [.000150] MIN TIN OVER 2.54 [.000100] MIN COPPER OR 1.27um [.000050] MIN NICKEL.
- ⑥ 0.76um [.000030] MIN GOLD FOR A LENGTH OF 5.08 [.200] MIN FROM MATING END, 3.81um [.000150] MIN TIN FOR A LENGTH OF 5.36 [.211] MIN FROM OPPOSITE END, BOTH OVER 1.27um [.000050] MIN NICKEL.

	⑥	207599-7
	⑤	207599-6
OBsolete	④	207599-3
OBsolete	③	207599-1
	FINISH	PART NUMBER

THIS DRAWING IS A CONTROLLED DOCUMENT.		DWN L.SIPE 07/21/92	TE Connectivity Ltd.	
DIMENSIONS: mm [INCHES]		CHK R.STONE 7-24-92	PIN HEADER ASSEMBLY, 16 POSN, IN-LINE, SMALL METRIC CONNECTOR, METRIMATE	
TOLERANCES UNLESS OTHERWISE SPECIFIED:		APVD -	RESTRICTED TO -	
0 PLC ± -		PRODUCT SPEC -	SIZE A2	
1 PLC ± -		APPLICATION SPEC -	CAGE CODE 00779	
2 PLC ± 0.25 [.010]		WEIGHT -	DRAWING NO C=207599	
3 PLC ± -		CUSTOMER DRAWING	SCALE 2:1	
4 PLC ± -			SHEET 1 of 1	
ANGLES ± -			REV L	
FINISH				
CONTACTS: SEE TABLE				

Mouser Electronics

Authorized Distributor

Click to View Pricing, Inventory, Delivery & Lifecycle Information:

[TE Connectivity:](#)

[207599-6](#)