



TAI-SAW TECHNOLOGY CO., LTD.

No. 3, Industrial 2nd Rd., Ping-Chen Industrial District,
Taoyuan, 324, Taiwan, R.O.C.

TEL: 886-3-4690038 FAX: 886-3-4697532

E-mail: tstsales3@mail.taisaw.com Web: www.taisaw.com

Approval Sheet For Product Specification

Issued Date:

Product Name: Low Loss 70MHz SAW IF Filter (BW=5MHz)

TST Parts No.: TB0194A

Customer Parts No.: _____

Company: _____
Division: _____
Approved by : _____
Date: _____

Checked by: _____ Andy Lee

Approval by: _____ Francis Chen

Date: _____ 7,4 ,2003



TAI-SAW TECHNOLOGY CO., LTD.

No.3, Industrial 2nd Rd., Ping-Chen Industrial District, Taoyuan, Taiwan, R.O.C.

TEL: 886-3-4690038 FAX: 886-3-4697532

E-mail: tstsales3@mail.taisaw.com Web: www.taisaw.com

Low Loss 70 MHz SAW Filter (SMD 13.3x6.5 mm)

MODEL NO.: TB0194A

REV. NO.:1

A. MAXIMUM RATING:

1. Input Power Level: 10 dBm

RoHS Compliant
Lead free
Lead-free soldering

B. ELECTRICAL CHARACTERISTICS:

Item	Unit	Min.	Type.	Max.	Note
Center frequency, F_c	MHz	69.8	70	70.2	
Insertion Loss, IL	dB	-	8	9	
1dB Bandwidth	MHz	4.35	4.45	-	
3dB Bandwidth	dB	5	5.5		
40dB Bandwidth	MHz		8.64	10.25	
Passband ripple (68.26MHz~71.74MHz)	dB	-	0.78	1	
Phase Linearity(68MHz~72MHz) (rms)	deg	-	6.28	9.5	
Group Delay ripple (68MHz~72MHz)	nS		119	150	
Absolute Delay	μS	-	0.84	-	
Attenuation Reference level from Min IL)					
0 ~ 64.875MHz	dB	40	45	-	
75.125~140MHz	dB	40	44	-	
Substrate Material	-	-	YZ-LN	-	
Temperature Coefficient	ppm/°C	-	-94	-	
Ambient Temperature	°C	-	25	-	

C.FREQUENCY CHRACTERISTICS:

(1) S21 Response:

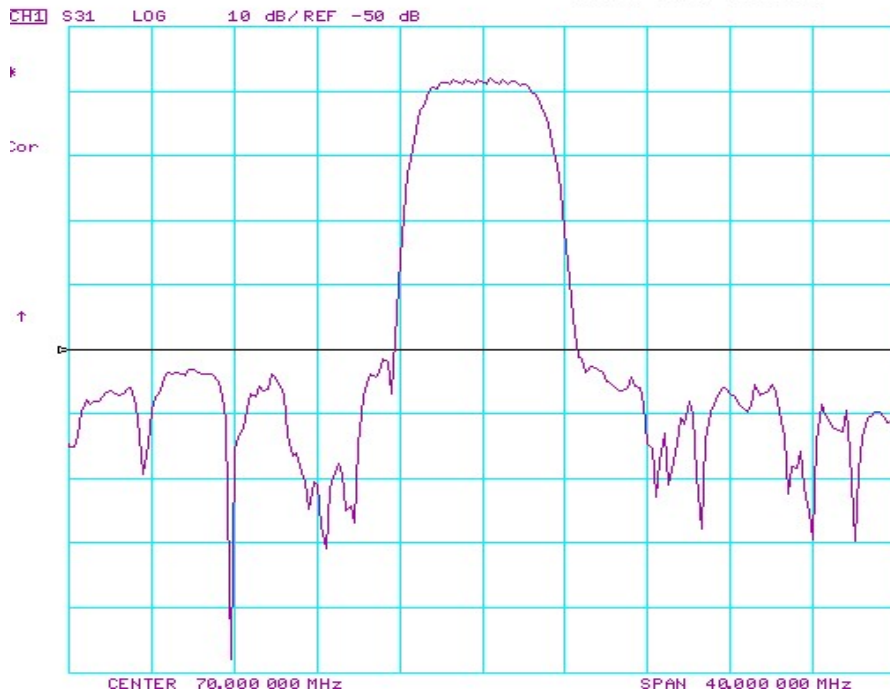


Fig-1 S21 Response Horizontal: 4MHz/Div
Vertical: 10dB/Div

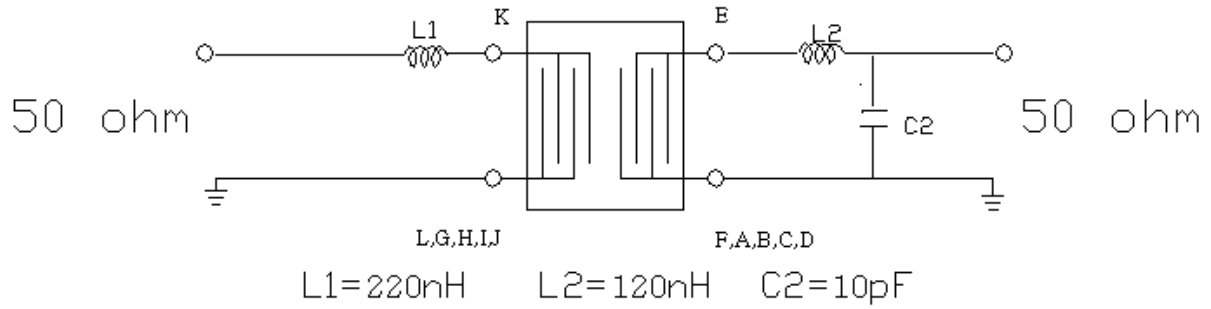
(2) Passband of Response:



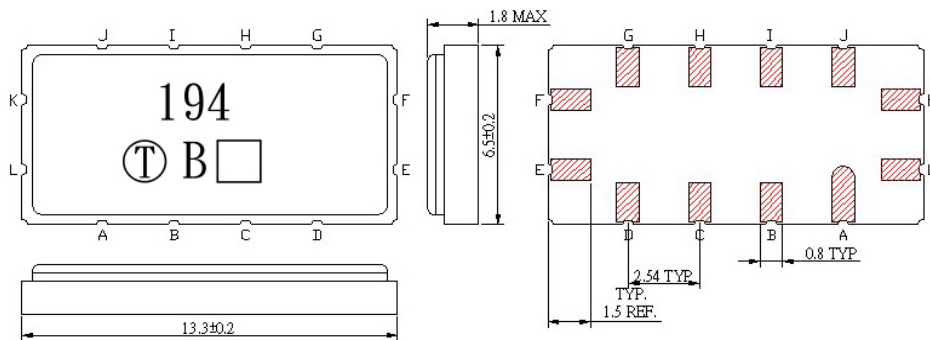
Fig-2 Group Delay and Ripple, Horizontal:1MHz/Div
Vertical 1: 1 dB/Div Vertical 2: 200nS/Div

D. MEASUREMENT CIRCUIT:

1) For 50 ohm Unbalanced Input and Output



E. OUTLINE DRAWING:



Unit:mm

- Pin K: RF Input
- Pin E: RF Output
- Pin L: Input Ground
- Pin F: Output Ground
- Pin A,B,C,D,J,I,H,G: To be Ground
- : Date code